



Investment
Management

Schwab Government Money Market Portfolio

Proxy Voting Policies, Procedures and Results

A description of the proxy voting policies and procedures used to determine how to vote proxies on behalf of the funds is available without charge, upon request, by visiting the Schwab Fund's website at www.schwabassetmanagement.com/schwabfunds_prospectus, the SEC's website at www.sec.gov, or by contacting Schwab Funds at 1-877-824-5615.

Information regarding how a fund voted proxies relating to portfolio securities during the most recent twelve-month period ended June 30 is available, without charge, by visiting Schwab's website at www.schwabassetmanagement.com/schwabfunds_prospectus or the SEC's website at www.sec.gov.

Investment Adviser: Charles Schwab Investment Management, Inc. (CSIM)

Portfolio Management



Linda Klingman, Managing Director and Head of Money Market Strategies for CSIM, leads the portfolio management teams for Schwab's taxable and tax-exempt money market funds, and has overall responsibility for all aspects of the management of the fund. Prior to joining CSIM in 1990, she was a senior money market trader with AIM Management, Inc. for five years. She has managed money market funds since 1988.



Lynn Paschen, Senior Portfolio Manager, is responsible for the day-to-day co-management of the fund. Prior to joining Schwab in 2011, Ms. Paschen held a number of positions at American Century Investments. She was most recently a portfolio manager and from 2000 to 2003, worked as a fixed-income trader. She has managed money market funds since 2003.



Nicole Perret-Gentil, Portfolio Manager, is responsible for the day-to-day co-management of the fund. Prior to joining Schwab in 2016, Ms. Perret-Gentil worked at Freddie Mac for 15 years, most recently as a senior portfolio manager where she managed and executed trades for a fixed-income strategy. Prior to that role, she served as a portfolio manager performing fixed-income analysis, a senior research analyst for investor and dealer relations, a senior securities operations analyst in loan and securities operations, and a lead mortgage securities operations specialist. She also worked at Merrill Lynch for a year as a senior specialist in fixed-income global banking and investments.

Schwab Government Money Market Portfolio

The Schwab Government Money Market Portfolio (the fund) seeks the highest current income consistent with stability of capital and liquidity. To pursue its goal, the fund invests in U.S. government securities such as U.S. Treasury bills and notes, other obligations that are issued by the U.S. government, its agencies, or instrumentalities, repurchase agreements that are collateralized fully by cash and/or U.S. government securities, and obligations that are issued by private issuers that are guaranteed as to principal or interest by the U.S. government, its agencies, or instrumentalities. The fund will invest at least 99.5% of its total assets in cash, U.S. government securities and/or repurchase agreements that are collateralized fully by cash and/or U.S. government securities; under normal circumstances, at least 80% of the fund's net assets (including, for this purpose, any borrowings for investment purposes) will be invested in U.S. government securities, including repurchase agreements that are collateralized fully by U.S. government securities (excluding cash). For more information concerning the fund's investment objective, strategy, and risks, please see the fund's prospectus.

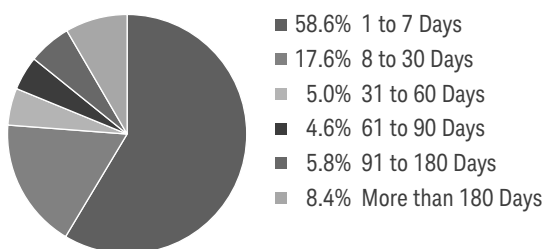
Market Highlights. Over the six-month reporting period ended June 30, 2021, demand for government money market funds rose, while demand for prime and municipal money funds fell. The extensive fiscal stimulus programs passed by the U.S. Congress resulted in a significant amount of cash being invested in money market funds. Low interest rates, high demand from investors seeking safety, and declining supply of U.S. Treasury securities, kept yields low.

Although the U.S. economy has demonstrated resilience given the dramatic impact of the COVID-19 pandemic, the federal funds target range remained at 0.00% to 0.25% through the reporting period. The U.S. Federal Reserve (Fed) reiterated its intention to continue its support of the economy, affirmed that it would continue its bond-buying program, which aims to keep interest rates low and inject cash into the economy to encourage lending and investment, and acknowledged that it was keeping an eye on rising inflation.

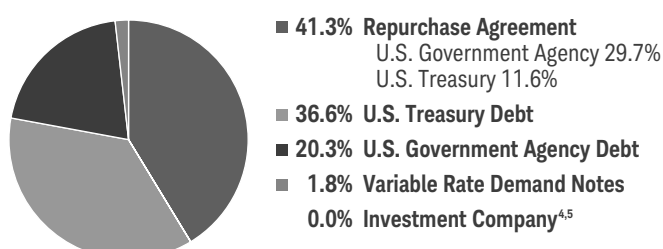
Outside the U.S., major central banks maintained the low—or for some international central banks, negative—interest rates instituted prior to, and in response to, the COVID-19 pandemic. The European Central Bank held interest rates at 0.00%, unchanged since March 2016, and increased its asset purchase program to counter the impact of the COVID-19 pandemic. The Bank of Japan upheld its short-term interest rate target of -0.1%, also unchanged since 2016, and maintained other programs intended to help support economic growth. The Bank of England maintained its key official bank rate at 0.10% and also reiterated its commitment to its bond-buying program.

Performance, Positioning, and Strategies. Throughout the reporting period, the fund's investment adviser remained focused on ensuring liquidity and stability of capital as market conditions evolved, and on continuing a rigorous credit review process and ongoing monitoring for all issuers and regions in which the fund invests. Low yields and a flat yield curve offered little relative value to extend maturities. The fund's weighted average maturity (WAM) decreased over the reporting period, beginning the period at 44 days and ending it at 38 days.

PORTFOLIO COMPOSITION BY EFFECTIVE MATURITY % OF INVESTMENTS¹



PORTFOLIO COMPOSITION BY SECURITY TYPE % OF INVESTMENTS³



STATISTICS

Weighted Average Maturity² 38 Days

Management views and portfolio holdings may have changed since the report date.

¹ Maturity shown is the date the interest rate on those securities is reset, or the date those securities can be redeemed through demand.

² Money funds must maintain a dollar-weighted average maturity of no longer than 60 days and cannot invest in any security whose effective maturity is longer than 397 days (approximately 13 months).

³ The percentage may differ from the Portfolio Holdings because the above calculation is based on a percentage of total investments, whereas the calculation in the Portfolio Holdings is based on a percentage of net assets.

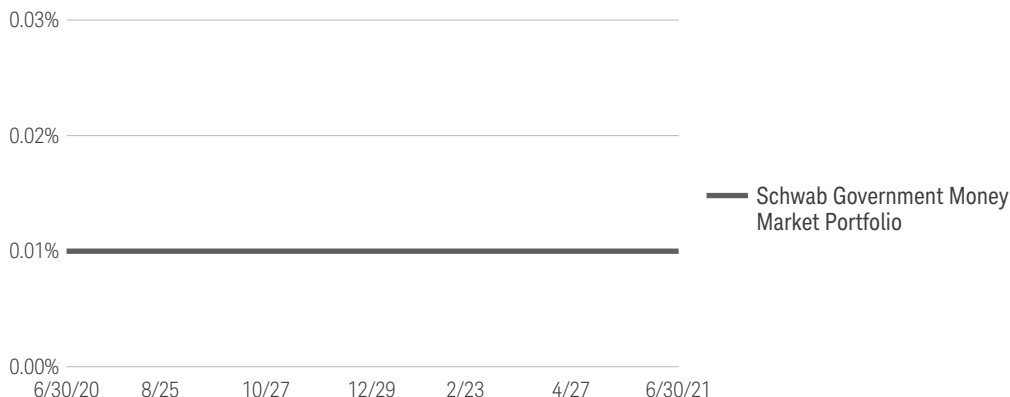
⁴ Includes the fund's position in money market mutual funds registered under the Investment Company Act of 1940, as amended.

⁵ Less than 0.05%

Performance and Fund Facts as of June 30, 2021

The performance data quoted represents past performance. Past performance does not guarantee future results. Current performance may be lower or higher than performance data quoted. To obtain more current performance information, please visit www.schwabassetmanagement.com/schwabfunds_prospectus.

SEVEN-DAY AVERAGE YIELD TREND FOR PREVIOUS 12 MONTHS



SEVEN-DAY YIELDS¹

The seven-day yield is the income generated by the fund's holdings minus the fund's operating expenses. The seven-day yields are calculated using standard SEC formulas. The effective yield includes the effect of reinvesting daily dividends. Please remember that money market fund yields fluctuate.

	SCHWAB GOVERNMENT MONEY MARKET PORTFOLIO
TICKER SYMBOL	SWPXX
Seven-Day Yield (with waivers)²	0.01%
Seven-Day Yield (without waivers)²	-0.19%
Seven-Day Effective Yield (with waivers)²	0.01%

You could lose money by investing in the fund. Although the fund seeks to preserve the value of your investment at \$1.00 per share, it cannot guarantee it will do so. An investment in the fund is not insured or guaranteed by the Federal Deposit Insurance Corporation or any other government agency. The fund's sponsor has no legal obligation to provide financial support to the fund, and you should not expect that the sponsor will provide financial support to the fund at any time.

¹ Fund yields do not reflect the additional fees and expenses imposed by the insurance company under the variable insurance product contract. If those contract fees and expenses were included, the yields would be less than those shown. Please refer to the variable insurance product prospectus for a complete listing of these expenses.

² The Seven-Day Yield (with waivers) is the average income paid out over the previous seven days assuming interest income is not reinvested and it reflects the effect of any applicable waivers. Absent such waivers, the fund's yield would have been lower. The Seven-Day Yield (without waivers) is the yield without the effect of any applicable waivers. The Seven-Day Effective Yield is the yield with waivers assuming that all interest income is reinvested in additional shares of the fund. For additional details, see financial note 4.

Fund Expenses (Unaudited)

EXAMPLES FOR A \$1,000 INVESTMENT

As a fund shareholder, you may incur two types of costs: (1) transaction costs; and (2) ongoing costs, including management fees, transfer agent fees, and other fund expenses.

The expense examples below are intended to help you understand your ongoing cost (in dollars) of investing in the fund and to compare this cost with the ongoing cost of investing in other mutual funds. These examples are based on an investment of \$1,000 invested for six months beginning January 1, 2021 and held through June 30, 2021.

The Actual Return line in the table below provides information about actual account values and actual expenses. You may use this information, together with the amount you invested, to estimate the expenses that you paid over the period. To do so, simply divide your account value by \$1,000 (for example, an \$8,600 account value ÷ \$1,000 = 8.6), then multiply the result by the number given for the fund under the heading entitled "Expenses Paid During Period."

The Hypothetical Return line in the table below provides information about hypothetical account values and hypothetical expenses based on the fund's actual expense ratio and an assumed return of 5% per year before expenses. Because the return used is not an actual return, it may not be used to estimate the actual ending account value or expenses you paid for the period.

You may use this information to compare the ongoing costs of investing in the fund and other funds. To do so, compare this 5% hypothetical example with the 5% hypothetical examples that appear in the shareholder reports of the other funds.

Please note that the expenses shown in the table are meant to highlight your ongoing costs only, and do not reflect any transactional costs. Therefore, the hypothetical return lines of the table are useful in comparing ongoing costs only, and will not help you determine the relative total costs of owning different funds. In addition, if these transactional costs were included, your costs would have been higher.

	EXPENSE RATIO (ANNUALIZED) ^{1,2}	BEGINNING ACCOUNT VALUE AT 1/1/21	ENDING ACCOUNT VALUE (NET OF EXPENSES) AT 6/30/21	EXPENSES PAID DURING PERIOD 1/1/21-6/30/21 ³
Schwab Government Money Market Portfolio				
Actual Return	0.06%	\$1,000.00	\$1,000.00	\$0.30
Hypothetical 5% Return	0.06%	\$1,000.00	\$1,024.50	\$0.30

¹ Based on the most recent six-month expense ratio.

² Expense ratio (annualized) reflects the effect of a voluntary yield waiver. (See financial note 4)

³ Expenses for each fund are equal to its annualized expense ratio, multiplied by the average account value over the period, multiplied by 181 days of the period, and divided by 365 days of the fiscal year.

Financial Statements

FINANCIAL HIGHLIGHTS

	1/1/21– 6/30/21*	1/1/20– 12/31/20	1/1/19– 12/31/19	1/1/18– 12/31/18	1/1/17– 12/31/17	1/1/16– 12/31/16
Per-Share Data						
Net asset value at beginning of period	\$1.00	\$1.00	\$1.00	\$1.00	\$1.00	\$1.00
Income (loss) from investment operations:						
Net investment income (loss) ¹	0.00 ²	0.00 ²	0.02	0.02	0.00 ²	0.00 ²
Net realized and unrealized gains (losses)	0.00 ²	0.00 ²	0.00 ²	(0.00) ²	0.00 ²	0.00 ²
Total from investment operations	0.00 ²	0.00 ²	0.02	0.02	0.00 ²	0.00 ²
Less distributions:						
Distributions from net investment income	(0.00) ²	(0.00) ²	(0.02)	(0.02)	(0.00) ²	(0.00) ²
Net asset value at end of period	\$1.00	\$1.00	\$1.00	\$1.00	\$1.00	\$1.00
Total return	0.00% ^{3,4}	0.28%	1.91%	1.52%	0.45%	0.01%
Ratios/Supplemental Data						
Ratios to average net assets:						
Net operating expenses	0.06% ^{5,6}	0.26% ^{7,8}	0.35%	0.35%	0.46% ⁹	0.37% ⁷
Gross operating expenses	0.29% ⁵	0.41%	0.47%	0.48%	0.50%	0.49%
Net investment income (loss)	0.01% ⁵	0.25%	1.88%	1.55%	0.44%	0.01%
Net assets, end of period (x 1,000,000)	\$186	\$185	\$149	\$138	\$95	\$106

* Unaudited.

¹ Calculated based on the average shares outstanding during the period.

² Per-share amount was less than \$0.005.

³ Not annualized.

⁴ Less than 0.005%.

⁵ Annualized.

⁶ Reflects the effect of a voluntary yield waiver. (See financial note 4)

⁷ Reflects the effect of a voluntary yield waiver in excess of the contractual expense limitation.

⁸ Effective September 24, 2020, the contractual expense limitation changed. The ratio presented for period ended December 31, 2020 is a blended ratio.

⁹ Effective October 3, 2017, the contractual expense limitation changed. The ratio presented for period ended December 31, 2017 is a blended ratio.

Portfolio Holdings

as of June 30, 2021 (Unaudited)

This section shows all the securities in the fund's portfolio and their values as of the report date.

The fund files its complete schedule of portfolio holdings with the U.S. Securities and Exchange Commission (SEC) monthly on Form N-MFP, which is available immediately upon filing. The fund's Form N-MFP is available on the SEC's website at www.sec.gov. The fund also makes available its complete schedule of portfolio holdings 5 business days after month end on the fund's website at www.schwabassetmanagement.com/schwabfunds_prospectus.

For fixed-rate obligations and repurchase agreements, the rate shown is the coupon rate (the rate established when the obligation was issued) and if the coupon rate is not available, the effective yield at the time of purchase is shown. For variable-rate obligations, the rate shown is the interest rate as of the report date based on each security's rate reset date. The reference rate and spread used is shown parenthetically in the security description, if available; if not, the reference rate is described in a footnote. The date shown in the maturity date column below is either the date on which the principal amount must be paid or the date payment must be made pursuant to a demand feature. If the security's structure includes one of a number of maturity-shortening provisions set forth in Rule 2a-7, such as an interest rate reset, demand feature or put feature, the effective maturity date is also disclosed. If the effective maturity and maturity date are the same, the date will only appear in the maturity date column.

ISSUER	FOOTNOTES	RATE	EFFECTIVE MATURITY	MATURITY DATE	FACE AMOUNT (\$)	VALUE (\$)
FIXED-RATE OBLIGATIONS 43.9% OF NET ASSETS						
U.S. GOVERNMENT AGENCY DEBT 11.2%						
FEDERAL FARM CREDIT BANKS FUNDING CORP		0.13%		08/12/21	1,300,000	1,299,990
		0.13%		08/17/21	100,000	99,983
		0.10%		10/06/21	100,000	99,973
		0.07%		10/12/21	100,000	99,980
		0.07%		10/22/21	700,000	699,846
		0.08%		05/09/22	100,000	99,992
		0.06%		05/17/22	700,000	699,983
		0.25%		06/02/22	300,000	300,438
FEDERAL HOME LOAN BANKS		0.02%		07/01/21	700,000	700,000
		0.03%		07/02/21	800,000	799,999
		0.13%		07/02/21	1,400,000	1,400,002
		1.88%		07/07/21	1,000,000	1,000,303
		0.00%		07/12/21	500,000	499,999
		1.13%		07/14/21	200,000	200,079
		0.02%		07/15/21	800,000	799,994
		0.02%		07/22/21	1,100,000	1,099,987
		0.01%		07/26/21	600,000	599,998
		0.03%		08/20/21	600,000	600,000
		0.13%		08/20/21	900,000	899,979
		0.02%		08/23/21	2,600,000	2,599,943
		0.02%		09/02/21	1,000,000	999,974
		0.02%		09/07/21	300,000	299,991
		0.02%		09/08/21	1,000,000	999,971
		0.13%		09/10/21	1,100,000	1,099,985
		2.38%		09/10/21	100,000	100,436
		0.02%		09/17/21	1,600,000	1,599,948
FEDERAL HOME LOAN MORTGAGE CORP		2.38%		01/13/22	1,000,000	1,012,395
FEDERAL NATIONAL MORTGAGE ASSOCIATION		2.25%		04/12/22	100,000	101,692
						20,814,860

Portfolio Holdings

as of June 30, 2021 (Unaudited) (continued)

ISSUER	FOOTNOTES	RATE	EFFECTIVE MATURITY	MATURITY DATE	FACE AMOUNT (\$)	VALUE (\$)
U.S. TREASURY DEBT 32.7%						
UNITED STATES TREASURY						
		0.00%		07/01/21	2,000,000	2,000,000
		0.00%		07/08/21	500,000	500,000
		0.01%		07/08/21	1,000,000	999,999
		0.01%		07/13/21	3,000,000	2,999,995
		2.63%		07/15/21	1,700,000	1,701,632
		0.00%		07/20/21	600,000	599,999
		0.01%		07/20/21	6,000,000	5,999,984
		0.02%		07/20/21	400,000	399,997
		0.01%		07/22/21	2,300,000	2,299,987
		0.02%		07/22/21	700,000	699,994
		0.01%		07/27/21	7,600,000	7,599,973
		0.02%		07/27/21	700,000	699,992
		0.02%		07/29/21	3,100,000	3,099,952
		1.75%		07/31/21	600,000	600,804
		1.13%		07/31/21	600,000	600,550
		2.75%		08/15/21	900,000	902,927
		0.06%		08/19/21	800,000	799,940
		0.02%		08/24/21	1,000,000	999,966
		1.13%		08/31/21	2,400,000	2,404,044
		2.00%		08/31/21	400,000	401,249
		1.50%		08/31/21	800,000	801,922
		2.13%		09/30/21	800,000	804,055
		1.50%		09/30/21	300,000	301,030
		2.00%		10/31/21	400,000	402,533
		1.25%		10/31/21	2,900,000	2,911,154
		1.50%		10/31/21	2,700,000	2,712,483
		2.88%		11/15/21	800,000	808,316
		1.88%		11/30/21	1,300,000	1,309,691
		1.75%		11/30/21	200,000	201,393
		1.50%		11/30/21	600,000	603,474
		2.00%		12/31/21	300,000	302,882
		1.63%		12/31/21	200,000	201,554
		1.50%		01/31/22	2,100,000	2,117,259
		1.38%		01/31/22	1,700,000	1,713,003
		2.50%		02/15/22	800,000	812,131
		1.88%		02/28/22	2,700,000	2,732,391
		2.38%		03/15/22	1,900,000	1,930,807
		1.75%		03/31/22	1,800,000	1,822,277
		1.88%		03/31/22	800,000	810,800
		2.25%		04/15/22	900,000	915,397
		1.88%		04/30/22	100,000	101,510
						60,627,046
TOTAL FIXED-RATE OBLIGATIONS						
(COST \$81,441,906)						81,441,906

Portfolio Holdings as of June 30, 2021 (Unaudited) (continued)

ISSUER	FOOTNOTES	RATE	EFFECTIVE MATURITY	MATURITY DATE	FACE AMOUNT (\$)	VALUE (\$)
VARIABLE-RATE OBLIGATIONS 15.5% OF NET ASSETS						
U.S. GOVERNMENT AGENCY DEBT 9.3%						
FEDERAL FARM CREDIT BANKS FUNDING CORP						
(SOFR + 0.21%)		0.26%	07/01/21	10/28/21	200,000	200,000
(SOFR + 0.02%)		0.07%	07/01/21	12/30/21	200,000	200,013
(SOFR + 0.08%)		0.13%	07/01/21	03/10/22	400,000	400,000
(SOFR + 0.04%)		0.09%	07/01/21	07/08/22	500,000	499,974
(SOFR + 0.09%)		0.14%	07/01/21	07/25/22	300,000	299,984
(SOFR + 0.06%)		0.11%	07/01/21	10/21/22	600,000	600,000
FEDERAL HOME LOAN BANKS						
(SOFR + 0.08%)		0.13%	07/01/21	07/08/21	750,000	750,000
(SOFR + 0.05%)		0.10%	07/01/21	07/16/21	500,000	500,000
(1 mo. USD-LIBOR + 0.02%)		0.11%	07/26/21	08/25/21	2,300,000	2,300,324
(SOFR + 0.09%)		0.14%	07/01/21	09/10/21	900,000	900,000
(SOFR + 0.12%)		0.17%	07/01/21	02/28/22	700,000	700,000
FEDERAL HOME LOAN MORTGAGE CORP						
(SOFR + 0.32%)		0.37%	07/01/21	09/23/21	100,000	100,000
(SOFR + 0.15%)		0.20%	07/01/21	03/04/22	900,000	900,000
(SOFR + 0.20%)		0.25%	07/01/21	03/11/22	200,000	200,000
(SOFR + 0.19%)		0.24%	07/01/21	06/02/22	500,000	500,000
(SOFR + 0.10%)		0.15%	07/01/21	08/19/22	1,300,000	1,300,000
(SOFR + 0.10%)		0.15%	07/01/21	09/09/22	800,000	800,000
FEDERAL NATIONAL MORTGAGE ASSOCIATION						
(SOFR + 0.10%)		0.15%	07/01/21	09/07/21	1,000,000	1,000,151
(SOFR + 0.30%)		0.35%	07/01/21	09/24/21	500,000	500,000
(SOFR + 0.34%)		0.39%	07/01/21	10/20/21	500,000	500,000
(SOFR + 0.35%)		0.40%	07/01/21	04/07/22	700,000	700,116
(SOFR + 0.39%)		0.44%	07/01/21	04/15/22	700,000	700,000
(SOFR + 0.24%)		0.29%	07/01/21	04/29/22	500,000	500,000
(SOFR + 0.20%)		0.25%	07/01/21	05/09/22	800,000	800,000
(SOFR + 0.19%)		0.24%	07/01/21	05/19/22	1,200,000	1,200,000
(SOFR + 0.19%)		0.24%	07/01/21	05/27/22	250,000	250,000
						17,300,562
U.S. TREASURY DEBT 4.4%						
UNITED STATES TREASURY						
(3 mo. US TBILL + 0.30%)		0.35%	07/01/21	10/31/21	700,000	700,568
(3 mo. US TBILL + 0.15%)		0.20%	07/01/21	01/31/22	1,600,000	1,600,541
(3 mo. US TBILL + 0.11%)		0.16%	07/01/21	04/30/22	1,400,000	1,400,939
(3 mo. US TBILL + 0.06%)		0.11%	07/01/21	07/31/22	2,800,000	2,799,925
(3 mo. US TBILL + 0.06%)		0.11%	07/01/21	10/31/22	500,000	499,966
(3 mo. US TBILL + 0.05%)		0.10%	07/01/21	01/31/23	1,100,000	1,100,324
						8,102,263

Portfolio Holdings as of June 30, 2021 (Unaudited) (continued)

ISSUER	FOOTNOTES	RATE	EFFECTIVE MATURITY	MATURITY DATE	FACE AMOUNT (\$)	VALUE (\$)
VARIABLE RATE DEMAND NOTES 1.8%						
ALABAMA HFA						
M/F HOUSING RB (CHAPEL RIDGE APTS) SERIES 2005E (LOC: FEDERAL HOME LOAN MORTGAGE CORPORATION)	a	0.13%		07/07/21	100,000	100,000
CALIFORNIA STATEWIDE COMMUNITIES DEVELOPMENT AUTH						
M/F HOUSING RB (WILSHIRE COURT APTS) SERIES 2003M (LOC: FEDERAL NATIONAL MORTGAGE ASSOCIATION)	a	0.06%		07/07/21	100,000	100,000
M/F HOUSING RB (BAY VISTA AT MEADOW PARK APTS) SERIES 2003NN-1 (LOC: FEDERAL NATIONAL MORTGAGE ASSOCIATION)	a	0.06%		07/07/21	200,000	200,000
M/F HOUSING RB (VARENNA ASSISTED LIVING APTS) SERIES 2006F (LOC: FEDERAL HOME LOAN BANKS)	a	0.06%		07/07/21	100,000	100,000
M/F HOUSING RB (CROSSINGS WEST APTS) SERIES 2009E (LOC: FEDERAL HOME LOAN MORTGAGE CORPORATION)	a	0.06%		07/07/21	100,000	100,000
EMERYVILLE SUCCESSOR REDEVELOPMENT AGENCY						
M/F HOUSING RB (BAY ST APTS) SERIES 2002A (LOC: FEDERAL NATIONAL MORTGAGE ASSOCIATION)	a	0.06%		07/07/21	300,000	300,000
HARRIS CNTY HOUSING FINANCE CORP						
M/F HOUSING RB (LAFAYETTE VILLAGE APTS) SERIES 2006 (LOC: FEDERAL NATIONAL MORTGAGE ASSOCIATION)	a	0.06%		07/07/21	100,000	100,000
JACKSONVILLE HFA						
M/F HOUSING RB (HARTWOOD APTS) SERIES 2006 (LOC: FEDERAL HOME LOAN MORTGAGE CORPORATION)	a	0.06%		07/07/21	505,000	505,000
LOUISIANA LOCAL GOVERNMENT ENVIRONMENTAL FACILITIES & COMMUNITY DEVELOPMENT AUTH						
RB (LOUISE S. MCGEHEE SCHOOL) SERIES 2010 (LOC: FEDERAL HOME LOAN BANKS)	a	0.06%		07/07/21	280,000	280,000
MARYLAND COMMUNITY DEVELOPMENT ADMINISTRATION						
M/F HOUSING DEVELOPMENT RB (SHAKESPEARE PARK APTS) SERIES 2008B (LOC: FEDERAL HOME LOAN MORTGAGE CORPORATION)	a	0.05%		07/07/21	100,000	100,000
M/F HOUSING DEVELOPMENT RB (RESIDENCES AT ELLICOTT GARDENS) SERIES 2008C (LOC: FEDERAL HOME LOAN MORTGAGE CORPORATION)	a	0.05%		07/07/21	100,000	100,000
M/F DEVELOPMENT RB (SHARP LEADENHALL APTS) SERIES 2009A (LOC: FEDERAL HOME LOAN MORTGAGE CORPORATION)	a	0.05%		07/07/21	100,000	100,000
NEW YORK STATE HFA						
HOUSING RB (CAROLINE APTS) SERIES 2008A (LOC: FEDERAL HOME LOAN MORTGAGE CORPORATION)	a	0.04%		07/07/21	100,000	100,000
ORANGE CNTY HFA						
M/F HOUSING RB (LANDINGS ON MILLENIA BLVD APTS) SERIES 2002A (LOC: FEDERAL NATIONAL MORTGAGE ASSOCIATION)	a	0.07%		07/07/21	100,000	100,000
M/F HOUSING RB (LEE VISTA CLUB APTS) SERIES 2004A (LOC: FEDERAL NATIONAL MORTGAGE ASSOCIATION)	a	0.07%		07/07/21	100,000	100,000
SACRAMENTO CNTY HOUSING AUTH						
M/F HOUSING RB (LOGAN PARK APTS) SERIES 2007E (LOC: FEDERAL HOME LOAN MORTGAGE CORPORATION)	a	0.07%		07/07/21	300,000	300,000
SAN JOSE						
M/F HOUSING REFUNDING RB (LAS VENTANAS APTS) SERIES 2008B (LOC: FEDERAL HOME LOAN MORTGAGE CORPORATION)	a	0.06%		07/07/21	100,000	100,000

Portfolio Holdings as of June 30, 2021 (Unaudited) (continued)

ISSUER	FOOTNOTES	RATE	EFFECTIVE MATURITY	MATURITY DATE	FACE AMOUNT (\$)	VALUE (\$)
SANTA CRUZ CNTY SUCCESSOR REDEVELOPMENT AGENCY						
M/F HOUSING RB (SHAFFER ROAD APTS) SERIES 2002A (LOC: FEDERAL NATIONAL MORTGAGE ASSOCIATION)	a	0.05%		07/07/21	100,000	100,000
ST. TAMMANY PARISH DEVELOPMENT DISTRICT						
RB (BCS DEVELOPMENT) SERIES 2008 (LOC: FEDERAL HOME LOAN BANKS)	a	0.06%		07/07/21	195,000	195,000
TEXAS DEPT OF HOUSING & COMMUNITY AFFAIRS						
M/F HOUSING RB (COSTA IBIZA APTS) SERIES 2008 (LOC: FEDERAL HOME LOAN MORTGAGE CORPORATION)	a	0.09%		07/07/21	100,000	100,000
M/F HOUSING REFUNDING RB (ALTA CULLEN APTS) SERIES 2008 (LOC: FEDERAL HOME LOAN MORTGAGE CORPORATION)	a	0.09%		07/07/21	100,000	100,000
M/F HOUSING RB (TOWER RIDGE APTS) SERIES 2005 (LOC: FEDERAL NATIONAL MORTGAGE ASSOCIATION)	a	0.13%		07/07/21	100,000	100,000
						3,380,000

TOTAL VARIABLE-RATE OBLIGATIONS
(COST \$28,782,825) **28,782,825**

SECURITY	FOOTNOTES	RATE		NUMBER OF SHARES	VALUE (\$)	
INVESTMENT COMPANY 0.0% OF NET ASSETS						
MONEY MARKET FUND 0.0%						
STATE STREET INSTITUTIONAL U.S. GOVERNMENT MONEY MARKET FUND, PREMIER CLASS	b	0.03%	n/a	n/a	45,600	45,600
TOTAL INVESTMENT COMPANIES (COST \$45,600) 45,600						

ISSUER	FOOTNOTES	RATE	EFFECTIVE MATURITY	MATURITY DATE	MATURITY AMOUNT (\$)	VALUE (\$)
REPURCHASE AGREEMENTS 41.9% OF NET ASSETS						
U.S. GOVERNMENT AGENCY REPURCHASE AGREEMENTS* 30.2%						
BANK OF MONTREAL						
Issued 06/30/21, repurchase date 07/01/21 (Collateralized by U.S. Government Agency Securities valued at \$4,120,006, 2.11% - 3.68%, due 02/01/27 - 01/01/51)		0.05%		07/01/21	4,000,006	4,000,000
BANK OF NOVA SCOTIA						
Issued 06/30/21, repurchase date 07/01/21 (Collateralized by U.S. Treasury Securities valued at \$4,080,059, 0.00%, due 07/08/21)		0.05%		07/01/21	4,000,006	4,000,000
BARCLAYS BANK PLC						
Issued 06/29/21, repurchase date 07/06/21 (Collateralized by U.S. Government Agency Securities valued at \$3,090,031, 2.00%, due 06/01/36)		0.05%		07/06/21	3,000,029	3,000,000
Issued 06/30/21, repurchase date 07/07/21 (Collateralized by U.S. Government Agency Securities valued at \$9,270,091, 2.00%, due 06/01/36)		0.05%		07/07/21	9,000,088	9,000,000

Portfolio Holdings as of June 30, 2021 (Unaudited) (continued)

ISSUER	FOOTNOTES	RATE	EFFECTIVE MATURITY	MATURITY DATE	MATURITY AMOUNT (\$)	VALUE (\$)
BOFA SECURITIES INC						
Issued 06/30/21, repurchase date 07/01/21 (Collateralized by U.S. Government Agency Securities valued at \$5,150,000, 3.37%, due 06/01/34)		0.05%		07/01/21	5,000,007	5,000,000
CREDIT AGRICOLE CORPORATE AND INVESTMENT BANK SA						
Issued 06/30/21, repurchase date 07/01/21 (Collateralized by U.S. Government Agency Securities valued at \$1,030,002, 2.00%, due 01/20/51)		0.06%		07/01/21	1,000,002	1,000,000
GOLDMAN SACHS & CO LLC						
Issued 06/24/21, repurchase date 07/01/21 (Collateralized by U.S. Treasury and U.S. Government Agency Securities valued at \$3,060,000, 2.50% - 7.50%, due 08/15/23 - 02/15/49)		0.05%		07/01/21	3,000,029	3,000,000
Issued 06/30/21, repurchase date 07/07/21 (Collateralized by U.S. Treasury and U.S. Government Agency Securities valued at \$2,040,000, 2.25% - 5.00%, due 08/15/27 - 10/01/46)		0.05%		07/07/21	2,000,019	2,000,000
JP MORGAN SECURITIES LLC						
Issued 06/30/21, repurchase date 07/01/21 (Collateralized by U.S. Treasury Securities valued at \$5,100,008, 0.63%, due 01/15/24)		0.05%		07/01/21	5,000,007	5,000,000
MIZUHO SECURITIES USA LLC						
Issued 06/30/21, repurchase date 07/01/21 (Collateralized by U.S. Treasury Securities valued at \$5,145,335, 2.25% - 8.00%, due 11/25/37 - 02/25/51)		0.06%		07/01/21	5,000,008	5,000,000
NOMURA SECURITIES INTERNATIONAL INC						
Issued 06/25/21, repurchase date 07/02/21 (Collateralized by U.S. Treasury Securities valued at \$4,080,098, 0.00%, due 10/14/21)		0.06%		07/02/21	4,000,047	4,000,000
RBC DOMINION SECURITIES INC						
Issued 06/30/21, repurchase date 07/01/21 (Collateralized by U.S. Treasury and U.S. Government Agency Securities valued at \$2,049,955, 0.00% - 4.50%, due 09/09/21 - 06/20/51)		0.05%		07/01/21	2,000,003	2,000,000
ROYAL BANK OF CANADA						
Issued 06/30/21, repurchase date 07/01/21 (Collateralized by U.S. Treasury and U.S. Government Agency Securities valued at \$8,230,011, 0.50% - 6.54%, due 10/31/27 - 06/01/51)		0.05%		07/01/21	8,000,011	8,000,000
WELLS FARGO SECURITIES LLC						
Issued 06/30/21, repurchase date 07/01/21 (Collateralized by U.S. Government Agency Securities valued at \$1,040,002, 3.00%, due 02/01/51)		0.06%		07/01/21	1,000,002	1,000,000
						56,000,000
U.S. TREASURY REPURCHASE AGREEMENTS 11.7%						
BARCLAYS BANK PLC						
Issued 06/30/21, repurchase date 07/01/21 (Collateralized by U.S. Treasury Securities valued at \$1,784,631, 2.63%, due 02/15/29)		0.05%		07/01/21	1,749,627	1,749,625

Portfolio Holdings as of June 30, 2021 (Unaudited) (continued)

ISSUER	FOOTNOTES	RATE	EFFECTIVE MATURITY	MATURITY DATE	MATURITY AMOUNT (\$)	VALUE (\$)
CREDIT AGRICOLE CORPORATE AND INVESTMENT BANK SA						
Issued 06/30/21, repurchase date 07/01/21 (Collateralized by U.S. Treasury Securities valued at \$5,100,058, 0.13%, due 04/15/25)		0.05%		07/01/21	5,000,007	5,000,000
FICC - BANK OF NEW YORK						
Issued 06/30/21, repurchase date 07/01/21 (Collateralized by U.S. Treasury Securities valued at \$8,160,069, 0.00%, due 07/13/21)		0.06%		07/01/21	8,000,013	8,000,000
JP MORGAN SECURITIES LLC						
Issued 06/28/21, repurchase date 07/02/21 (Collateralized by U.S. Treasury Securities valued at \$3,060,011, 0.00%, due 12/09/21)		0.05%		07/02/21	3,000,017	3,000,000
NOMURA SECURITIES INTERNATIONAL INC						
Issued 06/30/21, repurchase date 07/01/21 (Collateralized by U.S. Treasury Securities valued at \$4,080,180, 3.63%, due 04/15/28)		0.05%		07/01/21	4,000,006	4,000,000
						21,749,625
TOTAL REPURCHASE AGREEMENTS (COST \$77,749,625)						77,749,625

* Collateralized via U.S. Government Agency Securities or less frequently by higher rated U.S. Treasury Securities.

a VRDN is a municipal security which allows holders to sell their security through a put or tender feature, at par value plus accrued interest. The interest rate resets on a periodic basis, the majority of which are weekly but may be daily or monthly. Unless a reference rate and spread is shown parenthetically, the Remarketing Agent, generally a dealer, determines the interest rate for the security at each interest rate reset date. The rate is typically based on the SIFMA Municipal Swap Index.

b The rate shown is the 7-day yield.

FICC – Fixed Income Clearing Corp

HFA – Housing finance agency/authority

LIBOR – London Interbank Offered Rate is the interest rate banks charge each other for short-term loans.

LOC – Letter of credit

M/F – Multi-family

RB – Revenue bond

SIFMA – Securities Industry and Financial Markets Association. The SIFMA Municipal Swap Index is a market index comprised of high-grade 7-day tax-exempt Variable Rate Demand Obligations with certain characteristics.

SOFR – Secured Overnight Financing Rate is published daily by the Federal Reserve Bank of New York and is based on the cost of borrowing cash overnight collateralized by U.S. Treasury securities.

US TBILL – The reference rate is the weekly auction stop for the U.S. Treasury Bill.

VRDN – Variable rate demand note

The following is a summary of the inputs used to value the fund's investments as of June 30, 2021 (see financial note 2(a) for additional information):

DESCRIPTION	QUOTED PRICES IN ACTIVE MARKETS FOR IDENTICAL ASSETS (LEVEL 1)	OTHER SIGNIFICANT OBSERVABLE INPUTS (LEVEL 2)	SIGNIFICANT UNOBSERVABLE INPUTS (LEVEL 3)	TOTAL
Assets				
Fixed-Rate Obligations ¹	\$–	\$81,441,906	\$–	\$81,441,906
Variable-Rate Obligations ¹	–	28,782,825	–	28,782,825
Investment Company ¹	45,600	–	–	45,600
Repurchase Agreements ¹	–	77,749,625	–	77,749,625
Total	\$45,600	\$187,974,356	\$–	\$188,019,956

¹ As categorized in the Portfolio Holdings.

Portfolio Holdings as of June 30, 2021 (Unaudited) (continued)

Fund investments in mutual funds are classified as Level 1, without consideration to the classification level of the underlying securities held by the mutual funds, which could be Level 1, Level 2 or Level 3.

Statement of Assets and Liabilities

As of June 30, 2021; unaudited

ASSETS

Investments in securities, at cost and value – unaffiliated (Note 2a)	\$110,270,331
Repurchase agreements, at cost and value – unaffiliated (Note 2a)	77,749,625
Receivables:	
Fund shares sold	861,142
Interest	186,177
Receivable from investment adviser	+ 3,744
Total assets	189,071,019

LIABILITIES

Payables:	
Investments bought	1,227,864
Independent trustees' fees	957
Fund shares redeemed	2,204,564
Distributions to shareholders	773
Accrued expenses	+ 118,087
Total liabilities	3,552,245

NET ASSETS

Total assets	189,071,019
Total liabilities	- 3,552,245
Net assets	\$185,518,774

Net Assets by Source

Capital received from investors	185,473,032
Total distributable earnings	45,742

Net Asset Value (NAV)

Net Assets	÷	Shares Outstanding	=	NAV
\$185,518,774		185,519,857		\$1.00

Statement of Operations

For the period January 1, 2021 through June 30, 2021; unaudited

INVESTMENT INCOME	
Interest received from securities – unaffiliated	\$63,950
EXPENSES	
Investment adviser and administrator fees	171,582
Portfolio accounting fees	38,205
Professional fees	17,401
Custodian fees	13,749
Shareholder reports	9,735
Independent trustees' fees	8,344
Transfer agent fees	1,372
Other expenses	+ 1,413
Total expenses	261,801
Expense reduction by CSIM and its affiliates	- 206,882
Net expenses	- 54,919
Net investment income	9,031
REALIZED GAINS (LOSSES)	
Net realized gains on sales of securities – unaffiliated	26
Increase in net assets resulting from operations	\$9,057

Statement of Changes in Net Assets

For the current and prior report periods

Figures for the current period are unaudited

OPERATIONS		
	1/1/21-6/30/21	1/1/20-12/31/20
Net investment income	\$9,031	\$458,260
Net realized gains	+ 26	13
Increase in net assets from operations	9,057	458,273
DISTRIBUTIONS TO SHAREHOLDERS		
Total distributions	(\$9,031)	(\$458,260)
TRANSACTIONS IN FUND SHARES*		
Shares sold	79,515,966	219,731,996
Shares reinvested	8,260	458,260
Shares redeemed	+ (79,079,424)	(183,969,281)
Net transactions in fund shares	444,802	36,220,975
NET ASSETS		
Beginning of period	185,073,946	148,852,958
Total increase	+ 444,828	36,220,988
End of period	\$185,518,774	\$185,073,946

* Transactions took place at \$1.00 per share; figures for share quantities are the same as for dollars.

Financial Notes, unaudited

1. Business Structure of the Fund:

Schwab Government Money Market Portfolio (the fund) is a series of Schwab Annuity Portfolios (the trust), a no-load, open-end management investment company. The trust is organized as a Massachusetts business trust and is registered under the Investment Company Act of 1940, as amended (the 1940 Act). The list below shows all the funds in the trust as of the end of the period, including the fund discussed in this report, which is highlighted:

SCHWAB ANNUITY PORTFOLIOS (ORGANIZED JANUARY 21, 1994)

Schwab Government Money Market Portfolio

Schwab S&P 500 Index Portfolio

Schwab VIT Balanced Portfolio

Schwab VIT Balanced with Growth Portfolio

Schwab VIT Growth Portfolio

The fund in this report offers one share class. Shares are bought and sold at closing net asset value per share (NAV), which is the price for all outstanding shares of a fund. Each share has a par value of 1/1,000 of a cent, and the fund's Board of Trustees (the Board) may authorize the issuance of as many shares as necessary.

The fund is available exclusively as an investment vehicle for variable annuity contracts and variable life insurance policies to be offered by separate accounts of participating life insurance companies, and in the future may be offered to pension and retirement plans qualified under the Internal Revenue Code of 1986, as amended. At June 30, 2021, 100% of the fund's shares were held through separate accounts of seven insurance companies. Subscriptions and redemptions of these insurance separate accounts could have a material impact on the fund.

The fund maintains its own account for purposes of holding assets and accounting, and is considered a separate entity for tax purposes. Within its account, the fund may also keep certain assets in segregated accounts, as required by securities law.

2. Significant Accounting Policies:

The following is a summary of the significant accounting policies the fund uses in its preparation of financial statements. The fund follows the investment company accounting and reporting guidance of the Financial Accounting Standards Board (FASB) Accounting Standard Codification *Topic 946 Financial Services – Investment Companies*. The accounting policies are in conformity with accounting principles generally accepted in the United States of America (GAAP).

(a) Security Valuation:

Under procedures approved by the Board, the investment adviser has formed a Pricing Committee to administer the pricing and valuation of portfolio securities and other assets and to ensure that prices used for internal purposes or provided by third parties reasonably reflect fair value. Among other things, these procedures allow the fund to utilize independent pricing services, quotations from securities and financial instrument dealers and other market sources to determine fair value.

Securities in the fund are valued at amortized cost (which approximates fair value) as permitted in accordance with Rule 2a-7 of the 1940 Act. In the event that security valuations do not approximate fair value, securities may be fair valued as determined in accordance with procedures adopted by the Board. The Pricing Committee considers a number of factors, including unobservable market inputs when arriving at fair value. The Pricing Committee may employ techniques such as the review of related or comparable assets or liabilities, related market activities, recent transactions, market multiples, book values, transactional back-testing, disposition analysis and other relevant information. The Pricing Committee regularly reviews these inputs and assumptions to calibrate the valuations. Due to the subjective and variable nature of fair value pricing, there can be no assurance that a fund could obtain the fair value assigned to the security upon the sale of such security. The Board convenes on a regular basis to review fair value determinations made by the fund pursuant to the valuation procedures.

In accordance with the authoritative guidance on fair value measurements and disclosures under GAAP, the fund discloses the fair value of its investments in a hierarchy that prioritizes the significant inputs to valuation techniques used to measure the fair value. The hierarchy gives the highest priority to valuations based upon unadjusted quoted prices in active markets for identical assets or liabilities (Level 1 measurements) and the lowest priority to valuations based upon unobservable inputs that are significant to the valuation (Level 3 measurements). If inputs used to measure the financial instruments fall within different levels of the hierarchy, the categorization is based on the lowest level input that is significant to the valuation. If the fund determines that either the volume and/or level of activity for an asset or liability has significantly decreased (from normal conditions for that asset or liability) or price quotations or observable inputs are not associated with orderly transactions, increased analysis and management judgment will be required to estimate fair value.

Financial Notes, unaudited (continued)

2. Significant Accounting Policies (continued):

- **Mutual funds:** Mutual funds are valued at their respective NAVs.

The three levels of the fair value hierarchy are as follows:

- Level 1 – quoted prices in active markets for identical securities – Investments whose values are based on quoted market prices in active markets, and whose values are therefore classified as Level 1 prices, include active listed equities. Investments in mutual funds are valued daily at their NAVs, which are classified as Level 1 prices, without consideration to the classification level of the specific investments held by an underlying fund.
- Level 2 – other significant observable inputs (including quoted prices for similar securities, interest rates, prepayment speeds, credit risk, etc.) – Investments that trade in markets that are not considered to be active, but whose values are based on quoted market prices, dealer quotations or valuations provided by alternative pricing sources supported by observable inputs are classified as Level 2 prices. These generally include U.S. government and sovereign obligations, most government agency securities, investment-grade corporate bonds, certain mortgage products, less liquid listed equities, and state, municipal and provincial obligations. Securities held by stable NAV money funds operating under Rule 2a-7 of the 1940 Act are valued at amortized cost which approximates current fair value and are considered to be valued using Level 2 inputs.
- Level 3 – significant unobservable inputs (including the fund's own assumptions in determining the fair value of investments) – Investments whose values are classified as Level 3 prices have significant unobservable inputs, as they may trade infrequently or not at all. When observable prices are not available for these securities, the fund uses one or more valuation techniques for which sufficient and reliable data is available. The inputs used by the fund in estimating the value of Level 3 prices may include the original transaction price, quoted prices for similar securities or assets in active markets, completed or pending third-party transactions in the underlying investment or comparable issuers, and changes in financial ratios or cash flows. Level 3 prices may also be adjusted to reflect illiquidity and/or non-transferability, with the amount of such discount estimated by the fund in the absence of market information. Assumptions used by the fund due to the lack of observable inputs may significantly impact the resulting fair value and therefore the fund's results of operations.

The inputs or methodology used for valuing securities are not necessarily an indication of the risk associated with investing in those securities.

The levels associated with valuing the fund's investments as of June 30, 2021 are disclosed in the Portfolio Holdings.

(b) Accounting Policies for certain Portfolio Investments (if held):

Repurchase Agreements: In a repurchase agreement, a fund buys a security from another party (the counterparty), usually a financial institution, with the agreement that it be sold back in the future. Repurchase agreements subject a fund to counterparty risk, meaning that the fund could lose money if the other party fails to perform under the terms of the agreement. The fund mitigates this risk by ensuring that a fund's repurchase agreements are collateralized by cash and/or U.S. government securities. All collateral is held by the fund's custodian (or, with multi-party agreements, the agent's bank) and is monitored daily to ensure that its fair value is at least equal to the maturity amount under the agreement. In the event of a default by the counterparty, realization of the collateral proceeds could be delayed or limited and the value of the collateral may decline. Investments in repurchase agreements are also based on a review of the credit quality of the repurchase agreement counterparty.

As of June 30, 2021, the fund had investments in repurchase agreements with a gross value of \$ 77,749,625 as disclosed in the Portfolio Holdings and the Statement of Assets and Liabilities. The value of the related collateral disclosed in the Portfolio Holdings exceeded the value of the repurchase agreements at period end.

Delayed-Delivery Transactions: The fund may buy securities at a predetermined price or yield, with payment and delivery taking place after the customary settlement period for that type of security. The fund will assume the rights and risks of ownership at the time of purchase, including the risk of price and yield fluctuations. Typically, no interest will accrue to the fund until the security is delivered. The fund will earmark or segregate appropriate liquid assets to cover its delayed-delivery purchase obligations, if any.

(c) Security Transactions:

Security transactions are recorded as of the date the order to buy or sell the security is executed. Realized gains and losses from security transactions are based on the identified costs of the securities involved.

Financial Notes, unaudited (continued)

2. Significant Accounting Policies (continued):

(d) Investment Income:

Interest income is recorded as it accrues. If the fund buys a debt security at a discount (less than face value) or a premium (more than face value), it amortizes premiums and accretes discounts from the purchase settlement date up to maturity. The fund then increases (in the case of discounts) or reduces (in the case of premiums) the income it records from the security. Certain securities may be callable (meaning that the issuer has the option to pay it off before its maturity date). The fund amortizes the premium and accretes the discount on each callable security to the security's maturity date, except when the purchase price is higher than the call price at the security's call date (in which case the premium is amortized to the call date). Dividends and distributions from underlying funds are recorded on the date they are effective (the ex-dividend date). Any distributions from underlying funds are recorded in accordance with the character of the distributions as designated by the underlying funds.

(e) Expenses:

Expenses that are specific to the fund are charged directly to the fund. Expenses that are common to more than one fund in the trusts generally are allocated among those funds in proportion to their average daily net assets.

(f) Distributions to Shareholders:

The fund declares distributions from net investment income, if any, every day it is open for business. The fund makes distributions from net realized capital gains, if any, once a year.

(g) Accounting Estimates:

The accounting policies described in this report conform to GAAP. Notwithstanding this, shareholders should understand that in order to follow these principles, fund management has to make estimates and assumptions that affect the information reported in the financial statements. It's possible that once the results are known, they may turn out to be different from these estimates and these differences may be material.

(h) Federal Income Taxes:

The fund intends to meet federal income and excise tax requirements for regulated investment companies under subchapter M of the Internal Revenue Code, as amended. Accordingly, the fund distributes substantially all of its net investment income and net realized capital gains, if any, to the participating insurance company's (shareholders) separate accounts each year. As long as the fund meets the tax requirements, it is not required to pay federal income tax.

(i) Indemnification:

Under the fund's organizational documents, the officers and trustees are indemnified against certain liabilities arising out of the performance of their duties to the fund. In addition, in the normal course of business the fund enters into contracts with its vendors and others that provide general indemnifications. The fund's maximum exposure under these arrangements is unknown as this would involve future claims that may be made against the fund. However, based on experience, the fund expects the risk of loss attributable to these arrangements to be remote.

(j) Recent Accounting Standards:

In March 2020, the FASB issued Accounting Standards Update "Facilitation of the Effects of Reference Rate Reform on Financial Reporting (Topic 848)" (ASU 2020-04), which provides optional temporary financial reporting relief from the effect of certain types of contract modifications due to the planned discontinuation of the London Interbank Offered Rate (LIBOR) and other interbank offered based reference rates at the end of 2021. The temporary relief provided is effective for certain reference rate-related contract modifications that occur during the period March 12, 2020 through December 31, 2022. At this time, management believes the adoption of ASU 2020-04 will not have a material impact to the financial statements.

3. Risk Factors:

Market Risk. Financial markets rise and fall in response to a variety of factors, sometimes rapidly and unpredictably. Markets may be impacted by economic, political, regulatory and other conditions, including economic sanctions and other government actions. In addition, the occurrence of global events, such as war, terrorism, environmental disasters, natural disasters, and epidemics may also negatively affect the financial markets. These events could reduce consumer demand or economic output; result in market closures, low or negative interest rates, travel restrictions or quarantines; and significantly adversely impact the economy. Governmental and quasi-governmental authorities and regulators throughout the world have in the past often responded to serious

Financial Notes, unaudited (continued)

3. Risk Factors (continued):

economic disruptions with a variety of significant fiscal and monetary policy changes which could have an unexpected impact on financial markets and the fund's investments. As with any investment whose performance is tied to these markets, the value of an investment in the fund will fluctuate, which means that an investor could lose money over short or long periods.

Investment Risk. You could lose money by investing in the fund. Although the fund seeks to preserve the value of your investment at \$1.00 per share, it cannot guarantee it will do so. An investment in the fund is not insured or guaranteed by the Federal Deposit Insurance Corporation or any other government agency. The fund's sponsor has no legal obligation to provide financial support to the fund, and you should not expect that the sponsor will provide financial support to the fund at any time.

Interest Rate Risk. Interest rates rise and fall over time. As with any investment whose yield reflects current interest rates, the fund's yield will change over time. During periods when interest rates are low or there are negative interest rates, the fund's yield (and total return) also could be low or even negative. In addition, the fund may be unable to pay expenses out of fund assets or maintain a stable \$1.00 share price. Also, a change in a central bank's monetary policy or economic conditions may result in a change in interest rates, which could have sudden and unpredictable effects on the markets. A sudden or unpredictable rise or decline in interest rates may cause volatility. Volatility in the market may decrease liquidity in the money market securities markets, making it more difficult for the fund to sell its money market investments at a time when the investment adviser might wish to sell such investments. Decreased market liquidity also may make it more difficult to value some or all of the fund's money market securities holdings.

Stable Net Asset Value Risk. If the fund or another money market fund fails to maintain a stable net asset value (or such perception exists in the market place), the fund could experience increased redemptions, which may adversely impact the fund's share price. The fund is permitted, among other things, to reduce or withhold any income and/or gains generated by the fund to maintain a stable \$1.00 share price.

Repurchase Agreements Risk. When the fund enters into a repurchase agreement, the fund is exposed to the risk that the other party (i.e. the counterparty) will not fulfill its contractual obligation. In a repurchase agreement, there exists the risk that, when the fund buys a security from a counterparty that agrees to repurchase the security at an agreed upon price (usually higher) and time, the counterparty will not repurchase the security.

Credit Risk. A decline in the credit quality of an issuer, guarantor or liquidity provider of a portfolio investment or a counterparty could cause the fund to lose money or underperform. The fund could lose money if, due to a decline in credit quality, the issuer, guarantor or liquidity provider of a portfolio investment or a counterparty fails to make, or is perceived as being unable or unwilling to make, timely principal or interest payments or otherwise honor its obligations. Even though the fund's investments in repurchase agreements are collateralized at all times, there is some risk to the fund if the other party should default on its obligations and the fund is delayed or prevented from recovering or disposing of the collateral. The credit quality of the fund's portfolio holdings can change rapidly in certain market environments and any downgrade or default on the part of a single portfolio investment could cause the fund's share price or yield to fall.

Certain U.S. government securities that the fund invests in are not backed by the full faith and credit of the U.S. government, which means they are neither issued nor guaranteed by the U.S. Treasury. Although maintained in conservatorship by the Federal Housing Finance Agency (FHFA) since September 2008, Fannie Mae and Freddie Mac maintain only lines of credit with the U.S. Treasury. The Federal Home Loan Banks maintain limited access to credit lines from the U.S. Treasury. Other securities, such as obligations issued by the Federal Farm Credit Banks Funding Corporation, are supported solely by the credit of the issuer. There can be no assurance that the U.S. government will provide financial support to securities of its agencies and instrumentalities if it is not obligated to do so under law. Also, any government guarantees on securities the fund owns do not extend to the shares of the fund itself.

Management Risk. Any actively managed mutual fund is subject to the risk that its investment adviser will select investments or allocate assets in a manner that could cause the fund to underperform or otherwise not meet its investment objective. The fund's investment adviser applies its own investment techniques and risk analyses in making investment decisions for the fund, but there can be no guarantee that they will produce the desired results. The investment adviser's maturity decisions will also affect the fund's yield, and potentially could affect its share price. To the extent that the investment adviser anticipates interest rate trends imprecisely, the fund's yield at times could lag the yields of other money market funds.

Redemption Risk. The fund may experience periods of heavy redemptions that could cause the fund to liquidate its assets at inopportune times or at a loss or depressed value, particularly during periods of declining or illiquid markets. Redemptions by a few large investors in the fund may have a significant adverse effect on the fund's ability to maintain a stable \$1.00 share price. In the event any money market fund fails to maintain a stable net asset value, other money market funds, including the fund, could face a market-wide risk of increased redemption pressures, potentially jeopardizing the stability of their \$1.00 share prices.

Financial Notes, unaudited (continued)

3. Risk Factors (continued):

Money Market Fund Risk. The fund is not designed to offer capital appreciation. In exchange for their emphasis on stability and liquidity, money market investments may offer lower long-term performance than stock or bond investments.

Tax Diversification Risk. As described above, the fund intends to operate as a government money market fund under the regulations governing money market funds. Additionally, the fund intends to meet the diversification requirements that are applicable to insurance company separate accounts under Subchapter L of the Internal Revenue Code of 1986, as amended (the Diversification Requirements). To satisfy the Diversification Requirements applicable to variable annuity contracts, the value of the assets of the fund invested in securities issued by the U.S. government, its agencies or instrumentalities must remain below specified thresholds. For these purposes, each U.S. government agency or instrumentality is treated as a separate issuer.

Operating as a government money market fund may make it difficult for the fund to meet the Diversification Requirements. This difficulty may be exacerbated by the potential increase in demand for the types of securities in which the fund invests as a result of changes to the rules that govern SEC registered money market funds. A failure to satisfy the Diversification Requirements could have significant adverse tax consequences for variable life insurance and variable annuity contract owners whose contract values are determined by investment in the fund.

Please refer to the fund's prospectus for a more complete description of the principal risks of investing in the fund.

4. Affiliates and Affiliated Transactions:

Investment Adviser

Charles Schwab Investment Management, Inc. (CSIM or the investment adviser), a wholly owned subsidiary of The Charles Schwab Corporation, serves as the fund's investment adviser and administrator pursuant to an Investment Advisory and Administration Agreement between CSIM and the trust.

For its advisory and administrative services to the fund, CSIM is entitled to receive an annual fee, payable monthly, equal to 0.19% of the fund's average daily net assets.

Contractual Expense Limitation

CSIM and its affiliates have made an additional agreement with the fund, for so long as CSIM serves as the investment adviser to the fund, which may only be amended or terminated with the approval of the Board, to limit the total annual fund operating expenses charged, excluding interest, taxes, and certain non-routine expenses (expense limitation) to 0.34%.

During the period ended June 30, 2021, the fund waived a total of \$206,882 in expenses: \$206,882 was waived voluntarily.

Voluntary Yield Waiver/Reimbursement

CSIM and its affiliates may waive and/or reimburse expenses to the extent necessary to maintain a positive net yield for the fund.

Interfund Transactions

The fund may engage in transactions with certain other funds in the Fund Complex (for definition refer to Trustees and Officers Section) in accordance with procedures adopted by the Board under Rule 17a-7 of the 1940 Act. When one fund is seeking to sell a security that another is seeking to buy, an interfund transaction can allow both funds to benefit by reducing transaction costs. This practice is limited to funds that share the same investment adviser, trustees and/or officers. For the period ended June 30, 2021, the fund's total aggregate security transactions with other funds in the Fund Complex was \$805,013 and includes realized gains (losses) of \$0.

Interfund Borrowing and Lending

Pursuant to an exemptive order issued by the SEC, the fund may enter into interfund borrowing and lending transactions with other funds in the Fund Complex. All loans are for temporary or emergency purposes and the interest rate to be charged will be the average of the overnight repurchase agreement rate and the short-term bank loan rate. All loans are subject to numerous conditions designed to ensure fair and equitable treatment of all participating funds. The interfund lending facility is subject to the oversight and periodic review by the Board.

Financial Notes, unaudited (continued)

5. Board of Trustees:

The Board may include people who are officers and/or directors of CSIM or its affiliates. Federal securities law limits the percentage of such “interested persons” who may serve on a trust’s board, and the trust was in compliance with these limitations throughout the report period. The trust did not pay any of these interested persons for their services as trustees, but it did pay non-interested persons (independent trustees), as noted on the fund’s Statement of Operations. For information regarding the trustees, please refer to the Trustees and Officers table at the end of this report.

6. Borrowing from Banks:

During the period, the fund was a participant with other funds in the Fund Complex in a joint, syndicated, committed \$850 million line of credit (the Syndicated Credit Facility), maturing on September 30, 2021. Under the terms of the Syndicated Credit Facility, in addition to the interest charged on any borrowings by the fund, the fund paid a commitment fee of 0.15% per annum on the fund’s proportionate share of the unused portion of the Syndicated Credit Facility.

During the period, the fund was a participant with other funds in the Fund Complex in a joint, unsecured, uncommitted \$400 million line of credit (the Uncommitted Credit Facility), with State Street Bank and Trust Company, maturing on September 30, 2021. Under the terms of the Uncommitted Credit Facility, the fund pays interest on the amount it borrows. There were no borrowings from either line of credit during the period.

The fund also has access to custodian overdraft facilities. The fund may have utilized the overdraft facility and incurred an interest expense, which is disclosed on the fund’s Statement of Operations, if any. The interest expense is determined based on a negotiated rate above the current Federal Funds Rate.

7. Federal Income Taxes:

At June 30, 2021, the tax basis cost of the fund’s investments was \$188,019,956 and the unrealized appreciation and depreciation were \$45,600 and (\$0), respectively, with a net unrealized appreciation of \$45,600.

Capital loss carryforwards may be used to offset future realized capital gains for federal income tax purposes. As of December 31, 2020, the fund had no capital loss carryforwards available to offset future net capital gains.

The tax-basis components of distributions and components of distributable earnings on a tax basis are finalized at fiscal year-end; accordingly, tax basis balances have not been determined as of June 30, 2021. The tax-basis components of distributions paid during the fiscal year ended December 31, 2020, were as follows:

Ordinary income	\$458,260
-----------------	-----------

As of December 31, 2020, management has reviewed the tax positions for open periods (for federal purposes, three years from the date of filing and for state purposes, four years from the date of filing) as applicable to the fund, and has determined that no provision for income tax is required in the fund’s financial statements. The fund recognizes interest and penalties, if any, related to unrecognized tax benefits as income tax expense in the Statement of Operations. During the fiscal year ended December 31, 2020, the fund did not incur any interest or penalties.

8. Subsequent Events:

Management has determined there are no subsequent events or transactions through the date the financial statements were issued that would have materially impacted the financial statements as presented.

Investment Advisory Agreement Approval

The Investment Company Act of 1940, as amended (the 1940 Act), requires that the continuation of a fund's investment advisory agreement must be specifically approved (1) by the vote of the trustees or by a vote of the shareholders of the fund, and (2) by the vote of a majority of the trustees who are not parties to the investment advisory agreement or "interested persons" of any party (the Independent Trustees), cast in person at a meeting called for the purpose of voting on such approval. In connection with such approvals, the fund's trustees must request and evaluate, and the investment adviser is required to furnish, such information as may be reasonably necessary to evaluate the terms of the investment advisory agreement.

The Board of Trustees (the Board or the Trustees, as appropriate) calls and holds one or more meetings each year that are dedicated, in whole or in part, to considering whether to renew the investment advisory and administration agreement (the Agreement) between Schwab Annuity Portfolios (the Trust) and Charles Schwab Investment Management, Inc. (CSIM) with respect to the existing funds in the Trust, including Schwab Government Money Market Portfolio (the Fund), and to review certain other agreements pursuant to which CSIM provides investment advisory services to certain other registered investment companies. In preparation for the meeting(s), the Board requests and reviews a wide variety of materials provided by CSIM, including information about CSIM's affiliates, personnel, business goals and priorities, profitability, third-party oversight, corporate structure and operations. As part of the renewal process, the Independent Trustees' legal counsel, on behalf of the Independent Trustees, sends an information request letter to CSIM seeking certain relevant information. The responses by CSIM are provided to the Trustees in the Board materials for their review prior to their meeting, and the Trustees are provided with the opportunity to request any additional materials. The Board also receives data provided by an independent provider of investment company data. This information is in addition to the detailed information about the Fund that the Board reviews during the course of each year, including information that relates to the Fund's operations and performance, legal and compliance matters, risk management, portfolio turnover, and sales and marketing activity. In considering the renewal, the Independent Trustees receive advice from Independent Trustees' legal counsel, including a memorandum regarding the responsibilities of trustees for the approval of investment advisory agreements. In addition, the Independent Trustees participate in question and answer sessions with representatives of CSIM and meet in executive session outside the presence of Fund management.

The Board, including a majority of the Independent Trustees, considered information specifically relating to the continuance of the Agreement with respect to the Fund at meetings held on

May 12, 2021 and June 8, 2021, and approved the renewal of the Agreement with respect to the Fund for an additional one-year term at the meeting on June 8, 2021 called for the purpose of voting on such approval.¹

The Board's approval of the continuance of the Agreement with respect to the Fund was based on consideration and evaluation of a variety of specific factors discussed at these meetings and at prior meetings, including:

1. the nature, extent and quality of the services provided to the Fund under the Agreement, including the resources of CSIM and its affiliates dedicated to the Fund;
2. the Fund's investment performance and how it compared to that of certain other comparable mutual funds and benchmark data;
3. the Fund's expenses and how those expenses compared to those of certain other similar mutual funds;
4. the profitability of CSIM and its affiliates, including Charles Schwab & Co., Inc. (Schwab), with respect to the Fund, including both direct and indirect benefits accruing to CSIM and its affiliates; and
5. the extent to which economies of scale would be realized as the Fund grows and whether fee levels in the Agreement reflect those economies of scale for the benefit of Fund investors.

Nature, Extent and Quality of Services. The Board considered the nature, extent and quality of the services provided by CSIM to the Fund and the resources of CSIM and its affiliates dedicated to the Fund. In this regard, the Trustees evaluated, among other things, CSIM's experience, track record, compliance program, resources dedicated to hiring and retaining skilled personnel and specialized talent, and information security resources. The Trustees also considered information provided by CSIM relating to services and support provided with respect to the Fund's portfolio management team, portfolio strategy, and internal investment guidelines, as well as trading infrastructure, liquidity management, product design and analysis, shareholder communications, securities valuation, fund accounting and custody, and vendor and risk oversight. The Trustees also considered investments CSIM has made in its infrastructure, including modernizing CSIM's technology and use of data, increasing expertise in key areas (including portfolio management and trade operations), and improving business continuity, cybersecurity, due diligence, risk management processes, and information security programs, which are designed to provide enhanced services to the Fund and its shareholders. The Trustees considered CSIM's effective implementation of its business continuity plan in response to the COVID-19 pandemic and government-mandated restrictions during the prior year. The Trustees also considered

Schwab Government Money Market Portfolio

Schwab's wide range of products, services, and channel alternatives such as investment research tools and an array of account features that benefit Fund shareholders who are brokerage clients of Schwab. The Trustees also considered Schwab's reputation as a full service brokerage firm and its overall financial condition, including Schwab's ability to maintain consistent operations and service levels during recent periods of remote work and market volatility. Following such evaluation, the Board concluded, within the context of its full deliberations, that the nature, extent and quality of services provided by CSIM to the Fund and the resources of CSIM and its affiliates dedicated to the Fund supported renewal of the Agreement with respect to the Fund.

Fund Performance. The Board considered the Fund's performance in determining whether to renew the Agreement with respect to the Fund. Specifically, the Trustees considered the Fund's performance relative to a peer category of other mutual funds and applicable indices/benchmarks, in light of portfolio yield and market trends, as well as in consideration of the Fund's investment style and strategy attributes and disclosures. As part of this review, the Trustees considered the composition of the peer category, selection criteria and the reputation of the independent provider of investment company data who prepared the peer category analysis. In evaluating the performance of the Fund, the Trustees considered the risk profile for the Fund and the Fund's operation as a government money market fund within the meaning of Rule 2a-7 under the 1940 Act. The Trustees further considered the level of Fund performance in the context of their review of Fund expenses and adviser profitability discussed below and also noted that the Board and a designated committee of the Board review performance throughout the year. Following such evaluation, the Board concluded, within the context of its full deliberations, that the performance of the Fund supported renewal of the Agreement with respect to the Fund.

Fund Expenses. With respect to the Fund's expenses, the Trustees considered the rate of compensation called for by the Agreement and the Fund's net operating expense ratio, in each case, in comparison to those of other similar mutual funds, such peer groups and comparisons having been selected and calculated by an independent provider of investment company data. CSIM reported to the Board, and the Board took into account, the risk assumed by CSIM in the development of the Fund and provision of services as well as the competitive marketplace for financial products. The Trustees considered the effects of CSIM's and Schwab's practice of waiving certain fees to prevent total annual operating expenses of the Fund from exceeding a specified cap, as well as historically using voluntary waivers (which CSIM will not recoup) to maintain a certain yield. The Trustees also considered fees charged by CSIM to other mutual funds and to other types of accounts, but, with respect to such other types of accounts, accorded less weight to such comparisons due to the different legal, regulatory, compliance and operating features of mutual funds as compared to these other types of accounts, and the unique

insurance dedicated distribution arrangements of the Fund as compared to other funds managed by CSIM, as well as any differences in the nature and scope of the services CSIM provides to these other accounts and any differences in the market for these types of accounts. Following such evaluation, the Board concluded, within the context of its full deliberations, that the expenses of the Fund are reasonable and supported renewal of the Agreement with respect to the Fund.

Profitability. The Trustees considered the compensation flowing to CSIM and its affiliates, directly or indirectly, and reviewed profitability on a pre-tax basis, without regard to distribution expenses. In this connection, the Trustees reviewed management's profitability analyses. The Trustees also reviewed profitability of CSIM relating to the Schwab fund complex as a whole, noting the benefits to Fund shareholders of being part of the Schwab fund complex, including the allocations of certain fixed costs across the Fund and other funds in the complex. The Trustees also considered any other benefits derived by CSIM from its relationship with the Fund, such as whether, by virtue of its management of the Fund, CSIM obtains investment information or other research resources that aid it in providing advisory services to other clients. The Trustees considered whether the compensation and profitability with respect to the Fund under the Agreement and other service agreements were reasonable and justified in light of the quality of all services rendered to the Fund by CSIM and its affiliates. The Trustees noted that CSIM continues to invest substantial sums in its business in order to provide enhanced research capabilities, services and systems to benefit the Fund. Based on this evaluation, the Board concluded, within the context of its full deliberations, that the profitability of CSIM with respect to the Fund is reasonable and supported renewal of the Agreement with respect to the Fund.

Economies of Scale. Although the Trustees recognized the difficulty of determining economies of scale with precision, the Trustees considered the potential existence of any economies of scale and whether those are passed along to the Fund's shareholders through (i) the enhancement of services provided to the Fund in return for fees paid, including through investments by CSIM in CSIM's infrastructure, including modernizing CSIM's technology and use of data, increasing expertise and capabilities in key areas (including portfolio and trade operations), and improving business continuity, cybersecurity, due diligence and information security programs, which are designed to provide enhanced services to the Fund and its shareholders; and (ii) graduated investment advisory fee schedules, fee waivers, or expense caps by CSIM and its affiliates for those funds in the Schwab fund complex with such features. The Trustees acknowledged that CSIM has shared any economies of scale with the Fund by investing in CSIM's infrastructure, as discussed above, over time and that CSIM's internal costs of providing investment management, technology, administrative, legal and compliance services to the Fund continue to increase as a result of regulatory or other

Schwab Government Money Market Portfolio

developments. The Trustees considered that CSIM and its affiliates may employ contractual expense caps to protect shareholders from high fees when fund assets are relatively small, for example, in the case of newer funds or funds with investment strategies that are from time to time out of favor, because, among other reasons, shareholders may benefit from the continued availability of such funds at subsidized expense levels. Based on this evaluation, the Board concluded, within the context of its full deliberations, that the Fund obtains reasonable benefits from economies of scale.

In the course of their deliberations, the Trustees may have accorded different weights to various factors and did not

identify any particular information or factor that was all important or controlling. Based on the Trustees' deliberation and their evaluation of the information described above, the Board, including all of the Independent Trustees, approved the continuation of the Agreement with respect to the Fund and concluded that the compensation under the Agreement with respect to the Fund is fair and reasonable in light of the services provided and the related expenses borne by CSIM and its affiliates and such other matters as the Trustees considered to be relevant in the exercise of their reasonable judgment.

¹ The meeting on June 8, 2021 was held by means of videoconference in reliance on exemptive relief from the in-person voting requirement under the 1940 Act as provided by the Securities and Exchange Commission.

Trustees and Officers

The tables below give information about the trustees and officers of Schwab Annuity Portfolios, which includes the fund covered in this report. The “Fund Complex” includes The Charles Schwab Family of Funds, Schwab Capital Trust, Schwab Investments, Schwab Annuity Portfolios, Schwab Strategic Trust and Laudus Trust. The Fund Complex includes 103 funds.

The address for all trustees and officers is 211 Main Street, San Francisco, CA 94105. You can find more information about the trustees and officers in the fund’s Statement of Additional Information, which is available free by calling 1-877-824-5615.

INDEPENDENT TRUSTEES

NAME, YEAR OF BIRTH, AND POSITION(S) WITH THE TRUST (TERMS OF OFFICE, AND LENGTH OF TIME SERVED ¹)	PRINCIPAL OCCUPATIONS DURING THE PAST FIVE YEARS	NUMBER OF PORTFOLIOS IN FUND COMPLEX OVERSEEN BY THE TRUSTEE	OTHER DIRECTORSHIPS
Robert W. Burns 1959 Trustee (Trustee of Schwab Strategic Trust since 2009; The Charles Schwab Family of Funds, Schwab Investments, Schwab Capital Trust, Schwab Annuity Portfolios and Laudus Trust since 2016)	Retired/Private Investor (Jan. 2009 – present). Formerly, Managing Director, Pacific Investment Management Company, LLC (PIMCO) (investment management firm) and President, PIMCO Funds.	103	None
John F. Cogan 1947 Trustee (Trustee of The Charles Schwab Family of Funds, Schwab Investments, Schwab Capital Trust and Schwab Annuity Portfolios since 2008; Laudus Trust since 2010; Schwab Strategic Trust since 2016)	Senior Fellow (Oct. 1979 – present), The Hoover Institution at Stanford University (public policy think tank); Senior Fellow (2000 – present), Stanford Institute for Economic Policy Research; Professor of Public Policy (1994 – 2015), Stanford University.	103	Director (2005 – 2020), Gilead Sciences, Inc.
Nancy F. Heller 1956 Trustee (Trustee of The Charles Schwab Family of Funds, Schwab Investments, Schwab Capital Trust, Schwab Annuity Portfolios, Schwab Strategic Trust and Laudus Trust since 2018)	Retired. President and Chairman (2014 – 2016), TIAA Charitable (financial services); Senior Managing Director (2003 – 2016), TIAA (financial services).	103	None
David L. Mahoney 1954 Trustee (Trustee of The Charles Schwab Family of Funds, Schwab Investments, Schwab Capital Trust, Schwab Annuity Portfolios and Laudus Trust since 2011; Schwab Strategic Trust since 2016)	Private Investor.	103	Director (2004 – present), Corcept Therapeutics Incorporated Director (2009 – present), Adamas Pharmaceuticals, Inc. Director (2003 – 2019), Symantec Corporation
Jane P. Moncreiff 1961 Trustee (Trustee of The Charles Schwab Family of Funds, Schwab Investments, Schwab Capital Trust, Schwab Annuity Portfolios, Schwab Strategic Trust and Laudus Trust since 2019)	Consultant (2018 – present), Fulham Advisers LLC (management consulting); Chief Investment Officer (2009 – 2017), CareGroup Healthcare System, Inc. (healthcare).	103	None

Schwab Government Money Market Portfolio

INDEPENDENT TRUSTEES (CONTINUED)

NAME, YEAR OF BIRTH, AND POSITION(S) WITH THE TRUST (TERMS OF OFFICE, AND LENGTH OF TIME SERVED ¹)	PRINCIPAL OCCUPATIONS DURING THE PAST FIVE YEARS	NUMBER OF PORTFOLIOS IN FUND COMPLEX OVERSEEN BY THE TRUSTEE	OTHER DIRECTORSHIPS
Kiran M. Patel 1948 Trustee (Trustee of The Charles Schwab Family of Funds, Schwab Investments, Schwab Capital Trust, Schwab Annuity Portfolios and Laudus Trust since 2011; Schwab Strategic Trust since 2016)	Retired. Executive Vice President and General Manager of Small Business Group (Dec. 2008 – Sept. 2013), Intuit, Inc. (financial software and services firm for consumers and small businesses).	103	Director (2008 – present), KLA-Tencor Corporation
Kimberly S. Patmore 1956 Trustee (Trustee of The Charles Schwab Family of Funds, Schwab Investments, Schwab Capital Trust, Schwab Annuity Portfolios, Schwab Strategic Trust and Laudus Trust since 2016)	Consultant (2008 – present), Patmore Management Consulting (management consulting).	103	None
J. Derek Penn 1957 Trustee (Trustee of The Charles Schwab Family of Funds, Schwab Investments, Schwab Capital Trust, Schwab Annuity Portfolios, Schwab Strategic Trust and Laudus Trust since 2021)	Head of Equity Sales and Trading (2006 – 2018), BNY Mellon (financial services).	103	None

INTERESTED TRUSTEES

NAME, YEAR OF BIRTH, AND POSITION(S) WITH THE TRUST (TERMS OF OFFICE, AND LENGTH OF TIME SERVED ¹)	PRINCIPAL OCCUPATIONS DURING THE PAST FIVE YEARS	NUMBER OF PORTFOLIOS IN FUND COMPLEX OVERSEEN BY THE TRUSTEE	OTHER DIRECTORSHIPS
Walter W. Bettinger II² 1960 Chairman and Trustee (Trustee of The Charles Schwab Family of Funds, Schwab Investments, Schwab Capital Trust and Schwab Annuity Portfolios since 2008; Schwab Strategic Trust since 2009; Laudus Trust since 2010)	Director, President and Chief Executive Officer (Oct. 2008 – present), The Charles Schwab Corporation; President and Chief Executive Officer (Oct. 2008 – present) and Director (May 2008 – present), Charles Schwab & Co., Inc.; Director (Apr. 2006 – present), Charles Schwab Bank, SSB; Director (Nov. 2017 – present), Charles Schwab Premier Bank, SSB; Director (July 2019 – present), Charles Schwab Trust Bank; Director (May 2008 – present) and President and Chief Executive Officer (Aug. 2017 – present), Schwab Holdings, Inc.; Director (Oct. 2020 – present), TD Ameritrade Holding Corporation; Director (July 2016 – present), Charles Schwab Investment Management, Inc.	103	Director (2008 – present), The Charles Schwab Corporation

INTERESTED TRUSTEES (CONTINUED)

NAME, YEAR OF BIRTH, AND POSITION(S) WITH THE TRUST (TERMS OF OFFICE, AND LENGTH OF TIME SERVED ¹)	PRINCIPAL OCCUPATIONS DURING THE PAST FIVE YEARS	NUMBER OF PORTFOLIOS IN FUND COMPLEX OVERSEEN BY THE TRUSTEE	OTHER DIRECTORSHIPS
Joseph R. Martinetto² 1962 Trustee (Trustee of The Charles Schwab Family of Funds, Schwab Investments, Schwab Capital Trust, Schwab Annuity Portfolios, Schwab Strategic Trust and Laudus Trust since 2016)	Chief Operating Officer (Feb. 2018 – present) and Senior Executive Vice President (July 2015 – Feb. 2018), The Charles Schwab Corporation; Senior Executive Vice President (July 2015 – present), Charles Schwab & Co., Inc.; Chief Financial Officer (July 2015 – Aug. 2017) and Executive Vice President and Chief Financial Officer (May 2007 – July 2015), The Charles Schwab Corporation and Charles Schwab & Co., Inc.; Director (May 2007 – present), Charles Schwab & Co., Inc.; Director (Apr. 2010 – present) and Chief Executive Officer (July 2013 – Apr. 2015), Charles Schwab Bank, SSB; Director (Nov. 2017 – present), Charles Schwab Premier Bank, SSB; Director (May 2007 – present), Chief Financial Officer (May 2007 – Aug. 2017), Senior Executive Vice President (Feb. 2016 – present), and Executive Vice President (May 2007 – Feb. 2016), Schwab Holdings, Inc.; Director (Oct. 2020 – present), TD Ameritrade Holding Corporation.	103	None

OFFICERS OF THE TRUST

NAME, YEAR OF BIRTH, AND POSITION(S) WITH THE TRUST (TERMS OF OFFICE, AND LENGTH OF TIME SERVED ³)	PRINCIPAL OCCUPATIONS DURING THE PAST FIVE YEARS
Jonathan de St. Paer 1973 President and Chief Executive Officer (Officer of The Charles Schwab Family of Funds, Schwab Investments, Schwab Capital Trust, Schwab Annuity Portfolios, Schwab Strategic Trust and Laudus Trust since 2018)	Director (Apr. 2019 – present), President (Oct. 2018 – present), Chief Operating Officer (Jan. 2020 – present), and Chief Executive Officer (Apr. 2019 – Nov. 2019), Charles Schwab Investment Management, Inc.; Senior Vice President (June 2020 – present) and Chief Operating Officer (Jan. 2020 – present), Charles Schwab Investment Advisory, Inc.; Chief Executive Officer (Apr. 2019 – present), President (Nov. 2018 – present) and Trustee (Apr. 2019 – Dec. 2020), Schwab Funds, Laudus Funds and Schwab ETFs; Director (Apr. 2019 – present), Charles Schwab Worldwide Funds plc and Charles Schwab Asset Management (Ireland) Limited; Senior Vice President (Apr. 2019 – present), Senior Vice President – Strategy and Product Development (CSIM) (Jan. 2014 – Mar. 2019), and Vice President (Jan. 2009 – Dec. 2013), Charles Schwab & Co., Inc.
Mark Fischer 1970 Treasurer, Chief Financial Officer and Chief Operating Officer (Officer of The Charles Schwab Family of Funds, Schwab Investments, Schwab Capital Trust, Schwab Annuity Portfolios, Schwab Strategic Trust and Laudus Trust since 2013)	Treasurer and Chief Financial Officer (Jan. 2016 – present) and Chief Operating Officer (Dec. 2020 – present), Schwab Funds, Laudus Funds and Schwab ETFs; Assistant Treasurer (Dec. 2013 – Dec. 2015), Schwab Funds and Laudus Funds; Assistant Treasurer (Nov. 2013 – Dec. 2015), Schwab ETFs; Chief Financial Officer (Mar. 2020 – present) and Vice President (Oct. 2013 – present), Charles Schwab Investment Management, Inc.; Executive Director (Apr. 2011 – Sept. 2013), J.P. Morgan Investor Services; Assistant Treasurer (May 2005 – Mar. 2011), Massachusetts Financial Service Investment Management.
Omar Aguilar 1970 Senior Vice President and Chief Investment Officer (Officer of The Charles Schwab Family of Funds, Schwab Investments, Schwab Capital Trust, Schwab Annuity Portfolios, Schwab Strategic Trust and Laudus Trust since 2011)	Senior Vice President and Chief Investment Officer (Apr. 2011 – present), Charles Schwab Investment Management, Inc.; Senior Vice President and Chief Investment Officer (June 2011 – present), Schwab Funds, Laudus Funds and Schwab ETFs; Head of the Portfolio Management Group and Vice President of Portfolio Management (May 2009 – Apr. 2011), Financial Engines, Inc. (investment management firm); Head of Quantitative Equity (July 2004 – Jan. 2009), ING Investment Management.
Brett Wander 1961 Senior Vice President and Chief Investment Officer (Officer of The Charles Schwab Family of Funds, Schwab Investments, Schwab Capital Trust, Schwab Annuity Portfolios, Schwab Strategic Trust and Laudus Trust since 2011)	Senior Vice President and Chief Investment Officer (Apr. 2011 – present), Charles Schwab Investment Management, Inc.; Senior Vice President and Chief Investment Officer (June 2011 – present), Schwab Funds, Laudus Funds and Schwab ETFs; Senior Managing Director and Global Head of Active Fixed-Income Strategies (Jan. 2008 – Oct. 2010), State Street Global Advisors; Director of Alpha Strategies (Apr. 2006 – Jan. 2008), Loomis, Sayles & Company (investment management firm).
William P. McMahon, Jr. 1972 Senior Vice President and Chief Investment Officer (Officer of The Charles Schwab Family of Funds, Schwab Investments, Schwab Capital Trust, Schwab Annuity Portfolios, Schwab Strategic Trust and Laudus Trust since 2021)	Senior Vice President and Chief Investment Officer (Jan. 2020 – present), Charles Schwab Investment Management, Inc.; Senior Vice President and Chief Investment Officer (June 2021 – present), Schwab Funds, Laudus Funds and Schwab ETFs; Senior Vice President and Chief Investment Officer – ThomasPartners Strategies (Apr. 2018 – Dec. 2019), Charles Schwab Investment Advisory, Inc.; Senior Vice President and Chief Investment Officer (May 2001 – Apr. 2018), ThomasPartners, Inc.

OFFICERS OF THE TRUST (CONTINUED)NAME, YEAR OF BIRTH, AND POSITION(S) WITH THE TRUST (TERMS OF OFFICE, AND LENGTH OF TIME SERVED³)

PRINCIPAL OCCUPATIONS DURING THE PAST FIVE YEARS

David Lekich

1964
 Chief Legal Officer and Secretary, Schwab Funds and Schwab ETFs
 Vice President and Assistant Clerk, Laudus Funds (Officer of The Charles Schwab Family of Funds, Schwab Investments, Schwab Capital Trust, Schwab Annuity Portfolios, Schwab Strategic Trust and Laudus Trust since 2011)

Senior Vice President (Sept. 2011 – present) and Vice President (Mar. 2004 – Sept. 2011), Charles Schwab & Co., Inc.; Senior Vice President and Chief Counsel (Sept. 2011 – present) and Vice President (Jan. 2011 – Sept. 2011), Charles Schwab Investment Management, Inc.; Secretary (Apr. 2011 – present) and Chief Legal Officer (Dec. 2011 – present), Schwab Funds; Vice President and Assistant Clerk (Apr. 2011 – present), Laudus Funds; Secretary (May 2011 – present) and Chief Legal Officer (Nov. 2011 – present), Schwab ETFs.

Catherine MacGregor

1964
 Vice President and Assistant Secretary, Schwab Funds and Schwab ETFs
 Chief Legal Officer, Vice President and Clerk, Laudus Funds (Officer of The Charles Schwab Family of Funds, Schwab Investments, Schwab Capital Trust, Schwab Annuity Portfolios and Laudus Trust since 2005; Schwab Strategic Trust since 2009)

Vice President (July 2005 – present), Charles Schwab & Co., Inc.; Vice President (Sept. 2005 – present), Charles Schwab Investment Management, Inc.; Vice President (Dec. 2005 – present) and Chief Legal Officer and Clerk (Mar. 2007 – present), Laudus Funds; Vice President (Nov. 2005 – present) and Assistant Secretary (June 2007 – present), Schwab Funds; Vice President and Assistant Secretary (Oct. 2009 – present), Schwab ETFs.

¹ Each Trustee shall hold office until the election and qualification of his or her successor, or until he or she dies, resigns or is removed. The retirement policy requires that each independent trustee retire by December 31 of the year in which the Trustee turns 74 or the Trustee's twentieth year of service as an independent trustee on any trust in the Fund Complex, whichever occurs first.

² Mr. Bettinger and Mr. Martinetto are Interested Trustees. Mr. Bettinger is an Interested Trustee because he owns stock of The Charles Schwab Corporation (CSC), the parent company of Charles Schwab Investment Management, Inc. (CSIM), the investment adviser for the trusts in the Fund Complex, is an employee and director of Charles Schwab & Co., Inc. (Schwab), the principal underwriter for The Charles Schwab Family of Funds, Schwab Investments, Schwab Capital Trust, Schwab Annuity Portfolios and Laudus Trust, and is a director of CSIM. Mr. Martinetto is an Interested Trustee because he owns stock of CSC and is an employee and director of Schwab.

³ The President, Treasurer and Secretary/Clerk hold office until their respective successors are chosen and qualified or until he or she sooner dies, resigns, is removed or becomes disqualified. Each of the other officers serves at the pleasure of the Board.

Notes