

Pacific Life Global Funding II

May 7, 2025



Important Notices Regarding Basis Of Presentation And Disclaimers

BASIS OF PRESENTATION: This presentation is based on information generally believed to be reliable and is presented without any liability whatsoever to Pacific Mutual Holding Company or any of its subsidiaries, affiliates or related entities (collectively, the “Company”) or their respective directors or officers, and is not intended to constitute legal, tax, investment or accounting advice or opinion. The Company makes no representation or warranty, expressed or implied, as to the accuracy, completeness or thoroughness of the contents of the information, and the Company disclaims any responsibility for any errors or omissions in such information, including any financial calculations, projections and forecasts. If any information contained in these slides has been obtained or compiled from outside sources, such information has not been independently verified by the Company. This presentation has been prepared solely for informational purposes, and is not an offer or a solicitation to buy, sell, or transact in any investment including any products or services; or an invitation, offer or solicitation to engage in any investment activity. It may not serve as the basis for any investment decision made by you or on your behalf. It is strongly recommended that you seek professional investment advice before making any investment decision.

A portion of this presentation describes funding agreements issued by Pacific Life Insurance Company (“Pacific Life”) in connection with Pacific Life Global Funding II’s global debt issuance program. This information is presented solely to detail a funding source employed by Pacific Life and does not constitute an offer to sell, or a solicitation to buy, any securities. The notes issued pursuant to the global debt issuance program have not been and will not be registered under the Securities Act of 1933, as amended (the “Securities Act”), or any applicable state or foreign securities laws.

The notes may be offered only:

- By the Offering Memorandum, dated March 21, 2025, as supplemented from time to time;
- In the United States to “Qualified Institutional Buyers”, as defined in Rule 144A under the Securities Act; and
- In “Offshore Transactions” to persons other than “U.S. Persons”, each as defined in Regulation S under the Securities Act.

RBC INFORMATION: Pacific Life Insurance Company is required to report risk-based capital (“RBC”) data, including its company action level RBC ratio (“RBC Ratio”), to the Nebraska Department of Insurance (“NE DOI”) annually. The RBC Ratio is calculated based on a formula which applies factors to various asset, premium and statutory reserve items and accounts for risk characteristics of the insurer. NE DOI uses RBC data as a regulatory tool to identify possible inadequately capitalized insurers for purposes of initiating regulatory action and not as a means to rank insurers generally. Nebraska law imposes broad confidentiality restrictions against the use and publication of RBC data by those engaged in the insurance business (including insurers, agents, brokers and others) and by the NE DOI. Inclusion of Pacific Life Insurance Company’s RBC Ratio in this presentation is intended solely for informational purposes for investors, prospective investors, banking and other counterparties with respect to institutional products and other commercial transactions and not for the use or disclosure by those engaged in the insurance business.

FORWARD-LOOKING STATEMENTS: This presentation contains forward-looking statements that are intended to enhance your ability to assess the Company’s future financial and business performance. These statements are based on the beliefs and assumptions of the Company’s management, and are subject to risks and uncertainties. Generally, statements that are not about historical facts, including statements concerning the Company’s possible or assumed future actions or results of operations, are forward-looking statements. Forward-looking statements include, but are not limited to, statements that represent the Company’s beliefs concerning future operations, strategies, financial results or other developments, and contain words and phrases such as “may,” “believes,” “intends,” “anticipates,” “plans,” “estimates,” “expects,” “projects,” “should” or similar expressions.

Forward-looking statements are made based on management’s current expectations and beliefs concerning future developments and their potential effects upon the Company. There can be no assurance that future developments affecting the Company will be those anticipated by management and the Company makes no representation or warranty that any projection, calculation, forward-looking statement, assumption or estimate will be achieved. Actual results could differ materially from the expectations expressed by the forward-looking statements.

The Company does not intend, and is under no obligation, to update any forward-looking statement or other information included in this presentation.





Pacific Life Insurance Company

For nearly 160 years, Pacific Life has helped millions of individuals and families with their financial needs through a wide range of life insurance products, annuities, and mutual funds, and offers a variety of investment products and services to individuals, businesses, and pension plans. Whether your goal is to protect loved ones or grow your assets for retirement, Pacific Life offers innovative products and services that provide value and financial security for current and future generations. Pacific Life has no publicly traded stock. We are an independent company that remains focused on financial strength and long-term strategies that benefit policyholders and clients.

*"World's Most Ethical Companies" and "Ethisphere" names and marks are registered trademarks of Ethisphere LLC.



PURPOSE

Confidence for Generations

OUR VALUES

PEOPLE

Our people are our greatest asset. We continuously develop ourselves and empower each other to actively contribute to our overall success.

INTEGRITY

We do the right thing for our customers, people, and communities and hold each other accountable for maintaining their trust in our promises.

COURAGE

We innovate and make Pacific Life stronger by seeking diverse perspectives, testing different ways of operating and engaging in constructive debate.

PARTNERSHIP

Relationships are at the center of our business, and we work together as one team to meet the needs of our stakeholders.

ENDURING STRENGTH

We take pride in being here for the long-term. Our financial strength, resilience and risk mindset enables our customers to worry less and live more.



Issuer & Credit Overview



Overview of Pacific Life Global Funding II



Issuer

Pacific Life Global Funding II, a Delaware statutory trust



Funding Agreement Provider

Pacific Life Insurance Company ("Pacific Life" or "PLIC"), a Nebraska domiciled company



Type

Funding Agreement-Backed ("FA-Backed") Global Medium-Term Notes



PLIC Financial Strength Ratings¹

- Moody's: Aa3 (Stable outlook)
- S&P: AA- (Stable outlook)
- Fitch: AA- (Stable outlook)
- AM Best: A+ (Stable outlook)



Program Size

\$15B



Listing

Euronext Dublin



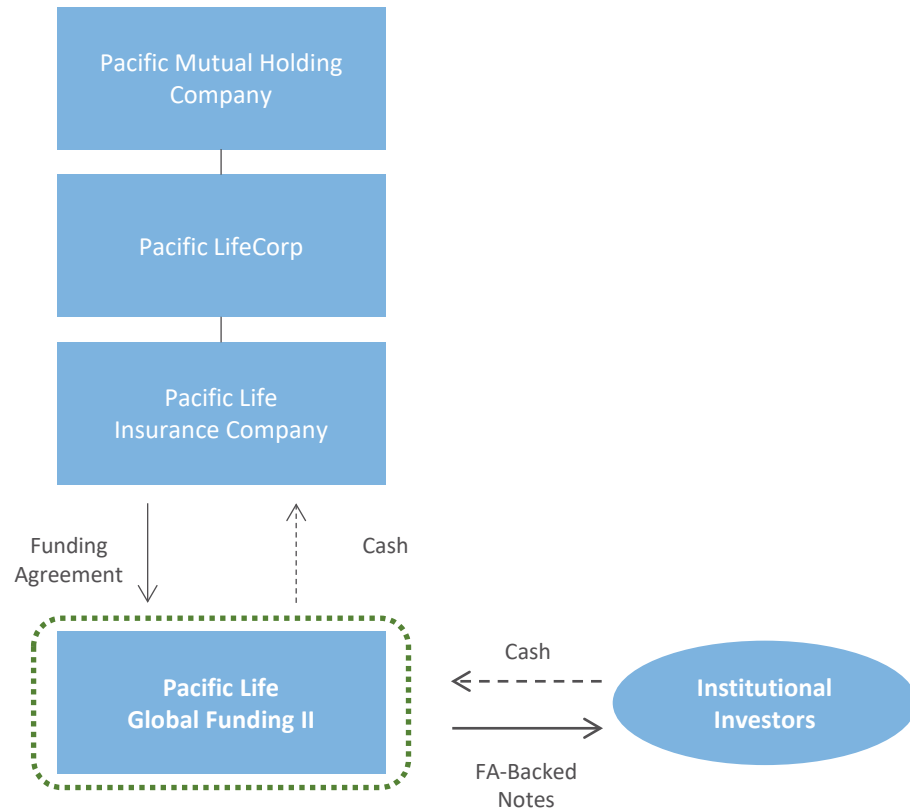
Format

144A / Regulation S

¹ Ratings as of May 6, 2025

FA-Backed Structure Overview

Legal Entity Overview



FA-Backed Note Mechanics

- Pacific Life Global Funding II, a Delaware statutory trust, issues global medium-term notes
- Each series of notes will be secured by one or more Funding Agreements from Pacific Life Insurance Company
- When Pacific Life Global Funding II issues a series of notes, the proceeds from the issuance will be used to purchase a Funding Agreement from Pacific Life Insurance Company, which will in turn use the cash to invest in a portfolio of assets
- The Funding Agreement will mirror Pacific Life Global Funding II's interest and principal payments on the notes
- Under Nebraska statutory law, the funding agreement securing the notes will rank *pari passu* with policyholder claims in the event of an insolvency of Pacific Life Insurance Company
- Pacific Life Global Funding II's FA-Backed Notes program ratings are:
 - Moody's¹: Aa3
 - S&P²: AA-
 - Fitch¹: AA-

¹ Ratings as of May 6, 2025

² Rating based on note issuance in February 2025

Commitment and Consistency



Pacific Life Global Funding II has issued \$13.8B¹ since launching the program in 2020

- Our \$800M Sustainable Bond issuance is the largest ESG (Environmental, Social, and Governance) labeled transaction in the U.S. life insurance space to date
- Transacted first ever 5-year SOFR FA-Backed issuance
- Executed FA-Backed transactions denominated in AUD, CAD, CHF, EUR, GBP, HKD, NOK, and USD
- Program has issued across tenors between 2-years and 12-years

¹ As of May 6, 2025

Pacific Life Investment Highlights

1 Well-established life insurer with a diversified business

- A leading insurance company with retail life and annuity product offerings through our Consumer Markets division
- Strong market position in the affluent market with extensive distribution relationships
- Well-established and growing in our Institutional markets
- Entered the Workforce Benefits market through a dedicated business line¹

2 Experienced and seasoned management team

- Senior management has extensive experience in the insurance and investment industry, with ~30 average years of experience

3 Robust balance sheet

- Strong capitalization and liquidity
- Risk-based capital ratio² of 503% as of December 31, 2024
- Commitment to credit strength and ratings

4 High quality, diversified investment portfolio

- Strong performing general account portfolio
- Portfolio mainly comprised of investment grade public and private fixed income securities and mortgage loans
- Strong commercial mortgage portfolio loan-to-value of 61.7% as of December 31, 2024

5 Well-defined risk management and governance framework

- Strong risk conscious culture that is embedded throughout the enterprise
- Guides capital and risk management decisions
- Robust financial liquidity to meet obligations

6 Mutual insurance holding company structure

- Mutual holding company structure provides strong focus on long-term policyholder value creation
- Thoughtfully managed financial profile not subject to public investor expectations of capital return such as stock buybacks

¹ Workforce Benefits products are currently issued by Pacific Life & Annuity Company, a subsidiary of Pacific Life Insurance Company

² RBC Ratio is not intended for the purpose of ranking any insurance company or for use in connection with any marketing, advertising or promotional activities. See limitations on use in *Important Notices*, on slide 2

Success by the Numbers

Pacific Life is the 16th largest life insurance company in the U.S. based on statutory admitted assets¹ and has ranked among the top 10 in total life insurance sales for more than 10 years²

Key Pacific Life's product U.S. market rankings²:

- #3 total life insurance sales
- #1 indexed universal life insurance sales
- #1 universal life insurance sales
- #2 variable universal life insurance sales
- #2 structured settlement annuity sales

¹ A.M. Best Company, Inc. Best's Statistical Study Top 200 U.S. Life/Health Writers - Total Admitted Assets - 2023, data as of July 2024

² Based on data from LIMRA International as of December 31, 2024 for structured settlement annuity sales and for life insurance sales

³ Forbes "America's Best Insurance Companies." Published 9/24/24. Forbes Advisor is not an affiliated company of Pacific Life Insurance Company

⁴ The COMDEX is a composite score of the four independent raters of financial strength (A.M. Best, Fitch, Moody's, and Standard & Poor's). The COMDEX rates life insurance companies on a scale of 0 to 100, with 100 being the highest rating. For current ratings, visit www.PacificLife.com. COMDEX is not an affiliated company of Pacific Life Insurance Company

⁵ Ethisphere Institute named Pacific Life one of the 2025 World's Most Ethical Companies based on its compliance and ethics program, corporate citizenship, culture of ethics, corporate governance, and leadership, innovation, and reputation. This marks the eighth consecutive year Pacific Life has been recognized. Ethisphere Institute is not an affiliated company of Pacific Life Insurance Company



LEADER

Ranked Top Life Insurance Carrier in 2024³



STRONG

Strong Financial Strength Composite Score, COMDEX rating 95 out of 100⁴



ETHICAL

One of the World's Most Ethical Companies – 8th consecutive year⁵

Signatory of:



RESPONSIBLE INVESTMENT

Committed to responsible investment and sustainable business practices

Pacific Life Management Team

Darryl Button President & Chief Executive Officer	<ul style="list-style-type: none"> • CFO of Pacific Life • CFO and member of the Executive Board of Aegon N.V. • CFO of Transamerica • Joined Pacific Life in 2017 	32 years experience
---	--	------------------------

Jay Orlandi EVP & General Counsel	<ul style="list-style-type: none"> • EVP, Chief Operating Officer of Transamerica • Joined Pacific Life in 2020 	25 years experience
---	---	------------------------

Vibhu Sharma EVP & Chief Financial Officer	<ul style="list-style-type: none"> • EVP, CFO & Treasurer, Thrivent • EVP, CFO & Treasurer, Mutual of Omaha • CEO, General Insurance Business and Country Head of UK, Zurich Insurance Group AG • Joined Pacific Life in 2022 	37 years experience
--	---	------------------------

Mary Beth Eckert EVP & Chief Information and Digital Officer	<ul style="list-style-type: none"> • SVP & Chief Information Officer, USAA • Vice President, Travelers Group • Consultant, PricewaterhouseCoopers • Joined Pacific Life in 2022 	30 years experience
--	---	------------------------

Laura Cushing EVP & Chief Human Resources Officer	<ul style="list-style-type: none"> • Chief Human Resources Officer, Loews Corporation • Managing Director, Head of Talent Management, Consumer & Community Banking, JPMorgan Chase • Joined Pacific Life in 2024 	31 years experience
---	---	------------------------

Tod Nasser EVP & Chief Investment Officer	<ul style="list-style-type: none"> • SVP, Investment Management • VP of strategy, municipal bond sales and trading, First Boston Corp. • Head strategist, financial futures and options, First Boston Corp. • Joined Pacific Life in 1991 	42 years experience
---	---	------------------------

Alessandro Papa EVP & Chief Risk Officer	<ul style="list-style-type: none"> • Chief of Staff to the President & CEO, MetLife, Inc. • Head of Insurance and Product Risk Management, MetLife, Inc. • U.S. Chief Risk Officer, MetLife, Inc. • Joined Pacific Life in 2020 	13 years experience
--	---	------------------------

Dawn Behnke EVP, Consumer Markets	<ul style="list-style-type: none"> • SVP, Product & Strategy Management, Life Insurance Division • VP, IT & PMO Operations, Life Insurance Division • Joined Pacific Life in 2001 	38 years experience
---	--	------------------------

David Howell Chief Executive Officer, Pacific Life Re ¹	<ul style="list-style-type: none"> • CEO, Scottish Re Group Limited • Chief Pricing Officer, Swiss Re • Joined Pacific Life in 2008 	36 years experience
--	--	------------------------

Brian Woolfolk EVP, Institutional	<ul style="list-style-type: none"> • SVP & CMO, Retirement Solutions Division • VP, Product Pricing, Retirement Solutions Division • Joined Pacific Life in 2010 	27 years experience
---	---	------------------------

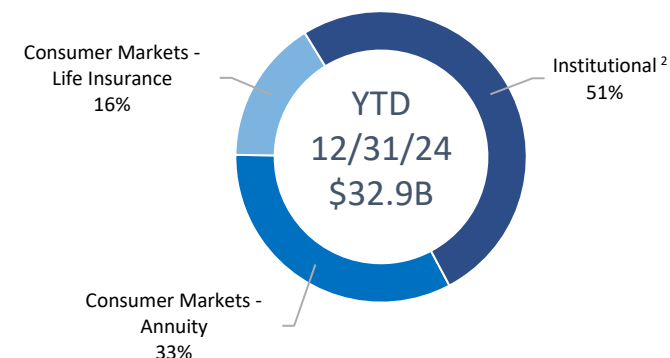
Joseph Krum SVP, Global Institutional Investment Group	<ul style="list-style-type: none"> • VP, Capital Markets Group • VP, Treasurer • Joined Pacific Life in 2002 	34 years experience
--	---	------------------------

¹ Mr. Howell is Chief Executive Officer of Pacific Life Re Holdings, LLC and its subsidiaries Pacific Life Re Global Limited, Pacific Life Re International Limited and Pacific Services Canada Limited, all affiliated companies of Pacific Life Insurance Company

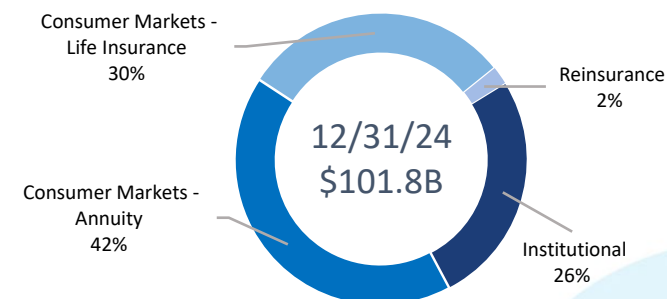
Pacific Life Insurance Company Business Profile

	Consumer Markets – Life Insurance	Consumer Markets – Annuity	Institutional	Reinsurance
Products	<ul style="list-style-type: none"> Term Life Universal Life Indexed Universal Life Variable Universal Life 	<ul style="list-style-type: none"> Variable Annuities Fixed Annuities Registered Index-Linked Annuities Structured Settlement Annuities 	<ul style="list-style-type: none"> Pension Risk-Transfer Defined Contribution Lifetime Income Stable Value Capital Markets Spread Lending Institutional Fixed Annuities 	<ul style="list-style-type: none"> Domestic Retrocession Longevity Reinsurance
Target Markets	<ul style="list-style-type: none"> Individuals Small businesses Corporations 	<ul style="list-style-type: none"> Individuals Small businesses 	<ul style="list-style-type: none"> Retirement plans Corporations Financial institutions Institutional investors 	<ul style="list-style-type: none"> Global insurance and reinsurance companies
Distribution	<ul style="list-style-type: none"> Independent life producers Financial advisory networks Wirehouses M Financial⁴ 	<ul style="list-style-type: none"> Financial institutions RIAs Regional broker-dealers Wirehouses IMOs 	<ul style="list-style-type: none"> Actuarial and benefit consulting firms Third-party brokers Fund management firms Investment banks Internal teams 	<ul style="list-style-type: none"> Insurance Brokers Direct to (re)insurers Distribution partners

PLIC Premiums & Deposits¹



PLIC Statutory Reserves³



¹ Represents direct premiums and annuity considerations for life and accident and health contracts and deposits received for deposit-type contracts for the year ended 12/31/2024

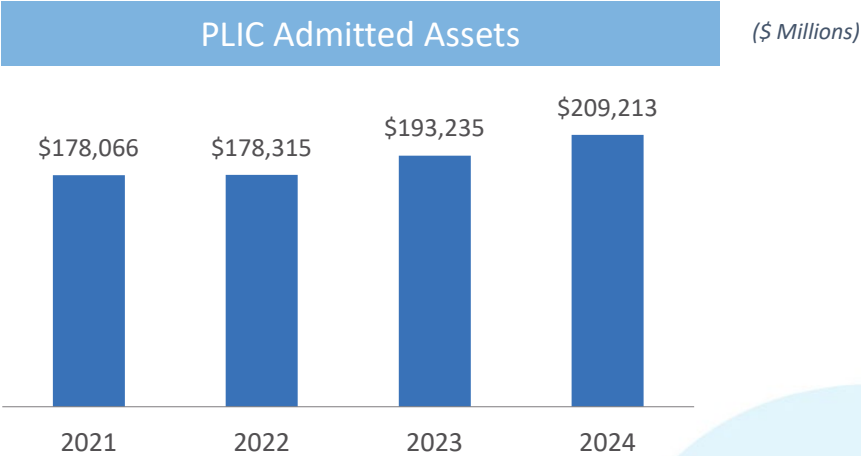
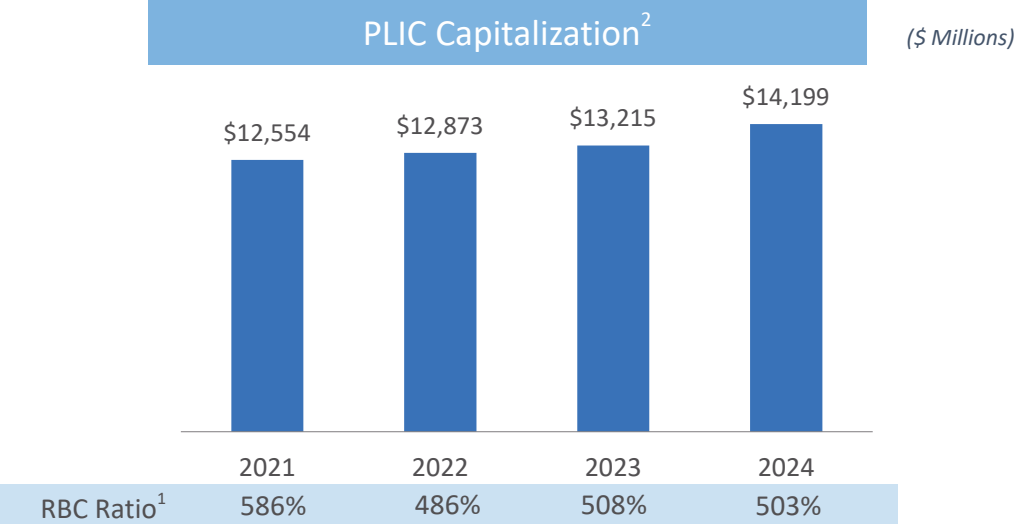
² Including \$6.6B of short-term funding agreement issuances through 12/31/2024

³ Total general account annuity and life actuarial reserves and deposit-type contract liabilities as of 12/31/2024

⁴ M Financial Group is a life insurance distribution, service, and product organization serving high net worth individuals, executives and employers

Statutory Capitalization and Admitted Assets

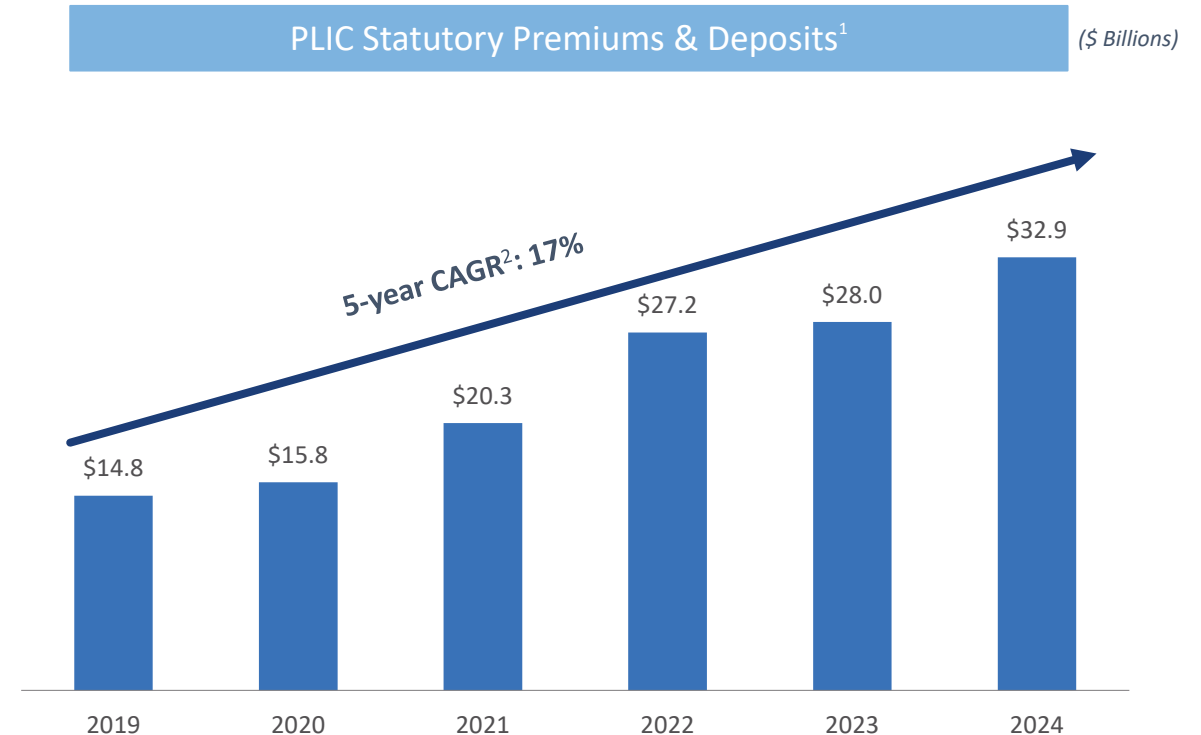
- Capital and income generation increased moderately, reflective of
 - Continued strong sales across our business lines leading to growth in our investment portfolio and robust investment income due to higher yielding investments
 - Realized capital gains driven by positive equity market performance
 - Increase in Asset Valuation Reserve (“AVR”) as a result of market impacts and portfolio growth
 - Reinsurance gain related to a reinsurance agreement with an affiliated party, partially offset by
 - Ceding commission expense due to an amended retrocession agreement with an affiliate and higher operating expenses due to business growth
- RBC Ratio¹ of 503% as of December 31, 2024
- Assets increased from new business growth and market impact on separate accounts values



¹ RBC Ratio is not intended for the purpose of ranking any insurance company or for use in connection with any marketing, advertising or promotional activities. See limitations on use in *Important Notices*, on slide 2. RBC is only presented on an annual basis.
² Includes capital and surplus and AVR

Statutory Premiums and Deposits

- 5-year CAGR² of 17% driven by strong growth across our institutional and retail products
- Strong year-over-year growth in premiums and deposits across many of our Institutional and retail product lines, highlighted by
 - Institutional products: 24%
 - Term life: 27%
 - Variable Universal life: 16%
 - Structured Settlement Annuities: 26%
 - Variable Annuities: 51%
- We remain committed to growing our retail, institutional, and reinsurance product lines. The diversification of our business mix bodes well for future growth and enables us to navigate through economic and business cycles



¹ Represents direct premiums and annuity considerations for life and accident and health contracts and deposits received for deposit-type contracts

² 5-year CAGR calculated using years 2019-2024

Consumer Markets – Life Insurance

Our solutions for individuals, families, and businesses help them reach their goals of financial protection and supplemental retirement income through life insurance. We work with leading financial professionals to provide high-quality products and services for the diverse and evolving needs of their clients.

Strategy & Target Markets

- Deliver exceptional products, services, and experiences that meet the needs of our target markets (individuals, small businesses, corporations)
- Strengthen our industry-leading position in the Affluent Market
- Grow sustainably and profitably in the Broad Market

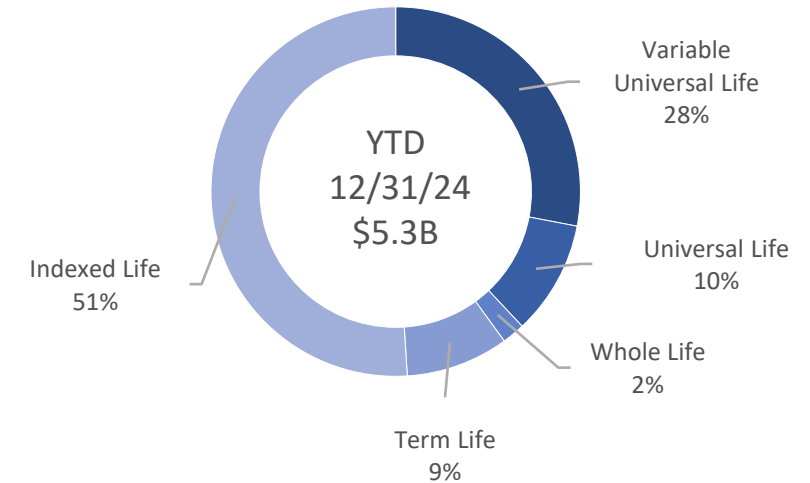
Key Products

- Our products are centered around customer needs, spanning across financial protection, business planning and continuation strategies, estate planning strategies, and supplemental retirement income
- Key product lines include term life, indexed universal life, and variable universal life

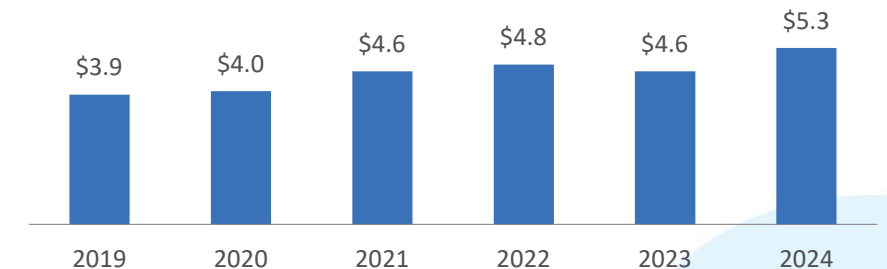
Distribution Model

- Our differentiated distribution model supported by consultative sales support is central to our go-to market strategy
- Distribution channels include independent financial professionals, producer groups, financial institutions, wirehouses, brokerage general agencies, and direct marketers

Business Mix by Premiums & Deposits¹



Life Insurance Statutory Premiums & Deposits¹ (\$ Billions)



¹ Represents direct premiums and annuity considerations for life and accident and health contracts and deposits received for deposit-type contracts

Consumer Markets – Annuity

We offer a broad and diversified range of products and solutions designed to help individuals and families achieve asset growth, guaranteed lifetime income, and long-term financial independence.

Strategy & Target Markets

- Deliver exceptional customer experience and financial solutions that meet the needs of our target markets (individuals, families & small businesses)
- Grow core markets, broaden distribution, drive operational excellence, and enhance the customer experience

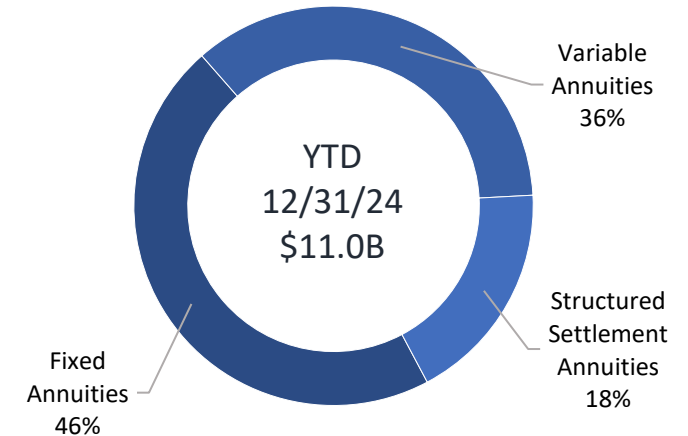
Key Products

- We offer a broad and diversified range of products and solutions designed to help individuals and families achieve financial security, wealth accumulation, and guaranteed lifetime income
- Key product lines include Variable Annuities, Fixed Annuities, and Structured Settlement Annuities

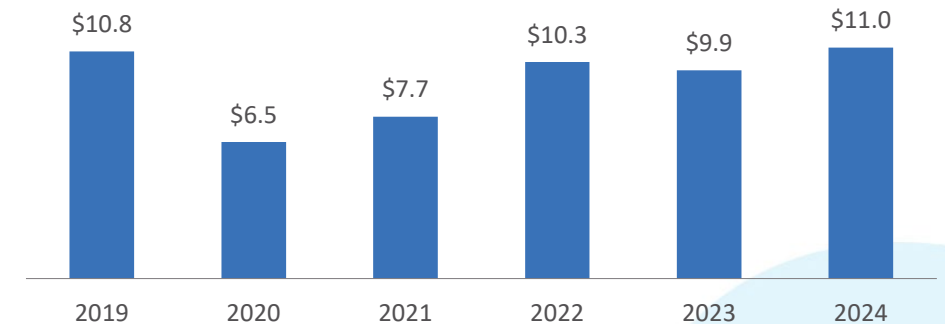
Distribution Model

- Distribution channels include independent financial professionals, financial institutions, wirehouses, independent marketing organizations, brokerage general agencies, and registered investment advisors

Business Mix by Premiums & Deposits¹



Annuity Statutory Premiums & Deposits^{1,2} (\$ Billions)



¹ Represents direct premiums and annuity considerations for life and accident and health contracts and deposits received for deposit-type contracts

² PRT business was transferred to Institutional effective 1/1/2020. All prior periods presented include PRT business in Consumer Markets - Annuity

Institutional

We offer a spectrum of risk mitigating and financing solutions to meet the needs of our clients. We have a dedicated team of experts that specialize in institutional markets.

Strategy & Target Markets

- Grow our institutional business by exceeding customer expectations, driving new business growth, improving operational efficiency, and expanding our analytical capabilities

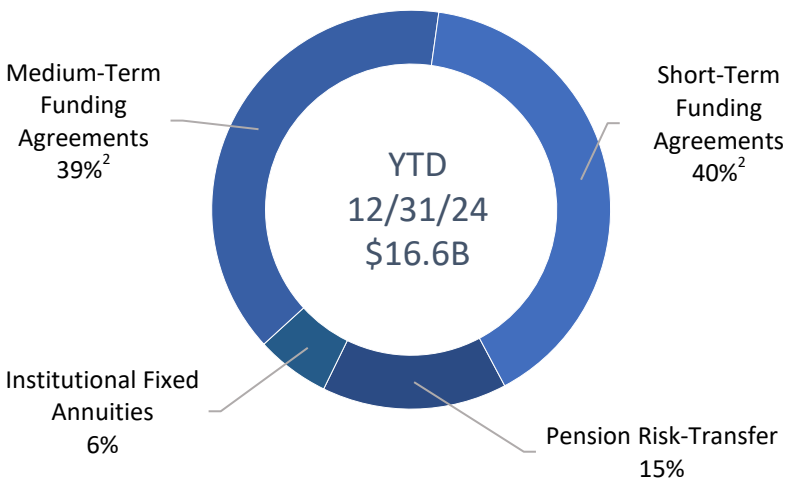
Key Products

- Key product lines include Pension Risk-Transfer, Stable Value Wrap, FA-Backed Notes, FA-Backed Commercial Paper, Federal Home Loan Bank Advances, and Institutional Fixed Annuities
- Emerging product offerings include Defined Contribution Lifetime Income

Distribution Model

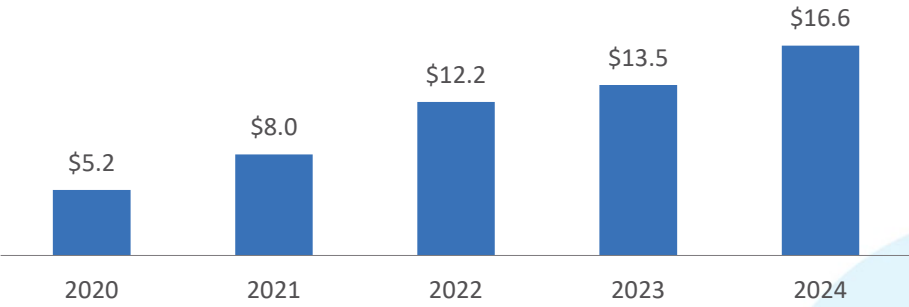
- Our Pension and Stable Value products are offered through plan sponsors, consultants, and investment partnerships while our funding agreements are offered to institutional investors

Business Mix by Premiums & Deposits¹



Institutional Statutory Premiums & Deposits¹

(\$ Billions)



¹ Represents direct premiums and annuity considerations for life contracts and deposits received for deposit-type contracts. Stable Value Wrap fee income is not included in the table above as Stable Value Wrap fees are recorded in miscellaneous income

² Short-term funding agreements include funding agreements with maturities less than 12 months. Medium-term funding agreements have maturities greater than 12 months

Pacific Life Insurance Company's Ratings

MOODY'S



Excellent
Stable Outlook¹

S&P Global



Very Strong
Stable Outlook²

FitchRatings



Very Strong
Stable Outlook³

AM BEST



Superior
Stable Outlook⁴

RATINGS AS OF MAY 6, 2025

- Favorable Business Profile
- Strong Market Positions
- Diversified Earnings
- Very Strong Capitalization
- Excellent Liquidity

¹ Moody's outlook and rating reaffirmed in November 2024
² S&P outlook and rating reaffirmed in February 2025
³ Fitch outlook and rating reaffirmed in September 2024
⁴ AM Best outlook and rating reaffirmed in October 2024

Strong Enterprise Risk Management

✓ Strong Risk Culture

✓ Diversified Business Profile

✓ Clearly Articulated Risk Appetite

✓ Well-Designed Risk Framework

✓ Robust Governance Structure

✓ Effective Risk Organization

Comprehensive Stress Testing

- Resilient capital ratio under extreme market stress scenarios
- Sufficient liquidity to support elevated demands under stress

Strong Financial and Market Risk Management

- Diversified and well-positioned investment portfolio
- Disciplined asset-liability management
- Hedging programs performing as designed

Mature Operational Risk Management

- Effective coordination across three-lines-of-defense¹ model
- Well-established enterprise-wide programs and processes

Robust Cyber Security & IT Risk Management

- Established programs aligned with industry standards²
- Program maturity and control effectiveness regularly assessed
- Extensive training and awareness campaigns

¹ Three lines of defense framework for risk management includes risk owners as first line, risk management as second line, and internal audit as third line

² National Institute of Standards and Technology (NIST) Cybersecurity Framework (CSF) and Control Objectives for Information and Technologies (COBIT) Framework

Investment Strategy Starts with our Liabilities

- The general account is segmented into product portfolios with characteristics determined by liability needs
- Investment decisions are based on both top-down views and bottom-up analysis
- We seek to optimize among yield, risk, capital efficiency, and relative value
- We continually reassess risk-adjusted return across investment opportunities, including by sector, geography, and rating
- Investment pace is influenced by projected cash flows and market opportunities
- As the economic environment evolves, we re-evaluate all of our holdings in terms of value, suitability, and credit fundamentals

Pacific Life Investment Portfolio Highlights

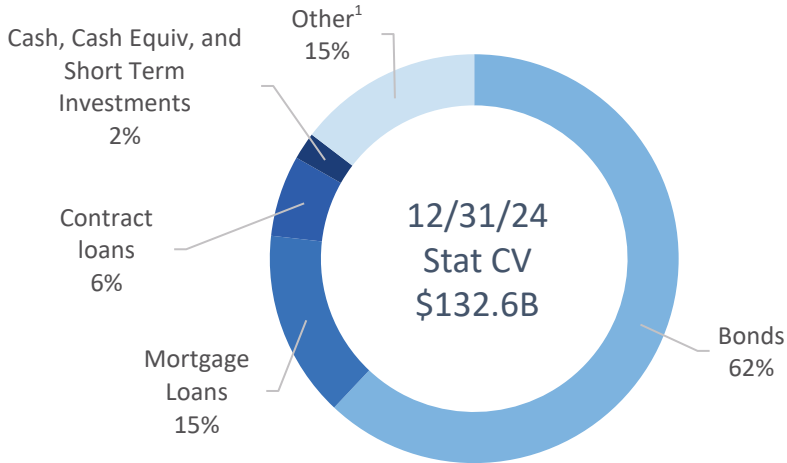
Total investment portfolio

- Investment portfolio consists primarily of investment grade public and private fixed income securities, mortgage loans and contract loans

Fixed income profile

- Net unrealized losses in the fixed income portfolio were \$5.5B as of December 31, 2024
- As of December 31, 2024, 95% of our fixed maturity securities were rated as investment-grade. We have not experienced any material changes in the credit quality of our portfolio since December 31, 2023
- Fixed income portfolio performance continues to be strong

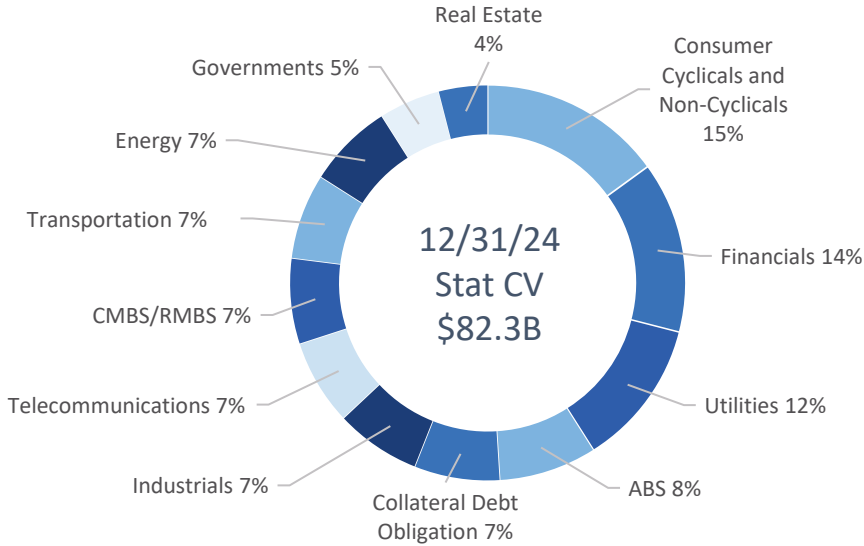
Investment Portfolio



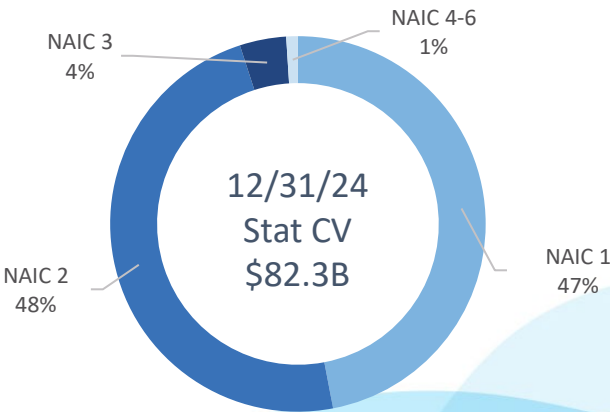
¹ Other includes other invested assets, securities lending reinvested collateral assets, private equity funds, derivatives, and common stock



Fixed Income Securities By Industry



Fixed Income Securities By NAIC Rating



Pacific Life Mortgage Loan and Real Estate Portfolio Highlights

Portfolio strategy

- Mortgage loan and real estate emphasis is on properties in high “barrier to entry” locations and regions exhibiting strong demographic and economic trends
- Loan underwriting at origination emphasizes high debt coverage ratio and low loan-to-value

Mortgage loan and real estate profile

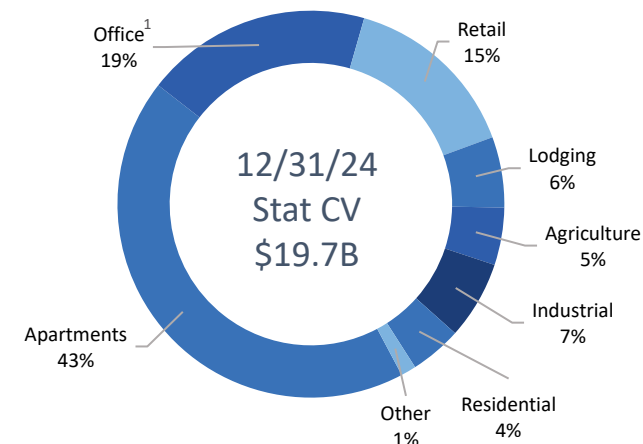
- As of December 31, 2024, total carrying value of mortgage loans and real estate was \$19.7B. Mortgage loans primarily consist of commercial mortgage loans
- Overall portfolio loan-to-value (LTV) for commercial mortgage loans remains strong at 61.7% as of December 31, 2024, compared to 60.2% at year-end 2023
- The real estate mortgage portfolio is backed by high quality assets that are operated by owners with proven track records. As of December 31, 2024,
 - 3.8% of the mortgage portfolio loans are engaged in deferral of scheduled principal amortization
 - Year to date net credit losses of \$97.4M associated with commercial mortgage loans

¹ Office portfolio attributes: Average LTV of 60%, average debt coverage ratio (DCR) of 1.87x, average occupancy of 93%

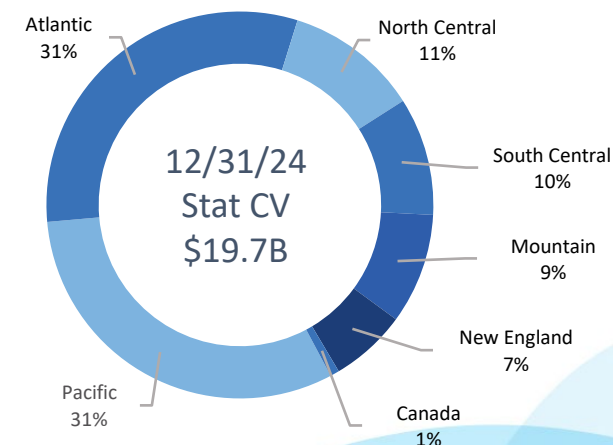
² Regions consistent with the American Council of Life Insurers (ACLI) geographic regions



Property Type



Geographic Region²



Liquidity Summary

	(\$ Billions) 12/31/24
Cash and Cash Equivalents ¹	\$0.6
High Quality Liquid Assets (HQLA) ²	\$8.8
Total Cash and HQLA	\$9.4
Total Contingent Capacity³	\$7.4
Revolving Credit Facility (RCF)⁴	\$1.0
Total Available Liquidity⁵	\$17.8

- Strong surplus liquidity with total cash/cash equivalents of \$0.6B and HQLA of \$8.8B
- Have grown available contingent liquidity to \$7.4B, where most sources are able to provide same day funding
- Supplemental to contingent liquidity, Pacific Life has access to \$1.0B through an undrawn revolving credit facility provided collectively by top tier global and U.S. banks
- Total available liquidity of \$17.8B represents a subset of our total available liquidity at the consolidated group level

¹ Excludes bilateral cash collateral pledged or received, including associated deposits and restricted funds

² HQLA includes unencumbered U.S. Treasuries, U.S. Agency securities, G20 sovereigns, and floaters with credit ratings of AA- or higher

³ Total Contingent Capacity include estimated borrowing capacity against Federal Home Loan Bank (FHLB) eligible pledged collateral, IG repo and securities lending cash release capacity

⁴ Pacific LifeCorp and PLIC co-borrowed RCF matures in June 2026

⁵ Represents management's internal measure of liquidity. Includes liquidity sources within PLC and readily available to PLIC

ESG & Sustainable Financing Framework

Pacific Life's Principles for Responsible Investing



ENVIRONMENTAL



SOCIAL



GOVERNANCE

The mission of Pacific Life's investment team is to deliver solid risk-adjusted returns that provide flexible, scalable, and value-added solutions to Pacific Life's General Account and in support of Pacific Life's product portfolio. In fulfilling this mission, it is important that we do so in a responsible manner. Investing responsibly is a key theme of Pacific Life's Corporate Social Responsibility program. It aligns with Pacific Life's Core Values of Accountability for our actions, Financial Strength focused on investing with a long-term view, Integrity to do the right thing, and making a positive impact on our Communities.

As an enterprise, we believe that responsible investing is not only good for the environment and society, but also key to our long-term financial strength and our mission to help our clients and their families attain peace of mind and financial security. We continually evolve our investment processes and incorporate environmental, social, and governance (ESG) factors to better align our decision-making with our duty to invest responsibly. Pacific Life is a signatory of the United Nations-supported Principles for Responsible Investment (UN PRI), underscoring our commitment to responsible investment and sustainable business practices.

For more information, please visit: <https://www.pacificlife.com/home/corporate-social-responsibility/responsible-investment-policy.html>

Pacific Life Corporate Social Responsibility

Pacific Life is committed to creating a meaningful future for our stakeholders. This extends beyond the current generation, which is why our corporate social responsibility initiatives create lasting, positive impact for our people, our customers, our communities, and our environment. To learn more about our programs, visit www.pacificlife.com/csr.



Customers

Our strong ethics, investment, and privacy programs represent our commitment to the highest standards and help ensure we're able to meet the promises we make to our policyholders. Our investment options within our product portfolios provide choice and flexibility, including investment funds focused on Corporate Social Responsibility principles.



People

Our employees are essential to our success. We strive to promote an environment where employees feel engaged, supported and inspired by our purpose. We understand an inclusive workplace enhances our ability to deliver on our mission to help clients achieve financial security.



Communities


Our commitment to communities means that we invest in making a meaningful impact locally and globally, through our philanthropic giving, our volunteering, and our impact investments. Our Global Philanthropy Program has donated nearly \$159 million to nonprofits over the past four decades. Additionally, our volunteer programs generate thousands of hours of service to our communities every year.



Environmental Stewardship

Pacific Life is committed to having a positive impact on our environment and becoming more resilient in our operations. We are working to protect our oceans, reduce our environmental footprint, and identify investment opportunities that are good for business and the planet.

Blue Carbon Philanthropy



- In connection with our humpback whale brand icon, Pacific Life and its Foundation have invested \$18.6 million globally in ocean health and the conservation of marine mammals.
- As part of our ocean strategic funding, Pacific Life joined with World Wildlife Fund – UK as an initial funder of their *Blue Forests* project, with a commitment of £450,000 through 2026.
- Blue forests, otherwise referred to as blue carbon habitats, include mangroves, seagrass meadows, saltmarshes, and kelp forests.
- These habitats sequester 3-4x more carbon than terrestrial forests, yet are under a range of threats leading to over 50% loss of mangroves alone, for example, over the last 30 years.
- By 2030, the WWF-UK program aims to:
 - Protect 118 million tons of stored carbon
 - Sequester a further 2.9 million metric tons of CO2 from the atmosphere each year, and
 - Secure the wellbeing and climate resilience of 171 million people living in coastal communities

Pacific Life Sustainable Financing Framework

IN ALIGNMENT WITH THE FOUR COMPONENTS OF THE SUSTAINABILITY BOND GUIDELINES-2021 (SBG), THE GREEN BOND PRINCIPLES-2021 (GBP) AND THE SOCIAL BOND PRINCIPLES-2023 (SBP)

Use of proceeds

An amount equal to the net proceeds will be allocated to existing or future investments in or financings of Eligible Projects that meet Pacific Life's Sustainable Financing Framework Eligibility Criteria:

- *Green Buildings, Renewable Energy, Energy Efficiency, Sustainable Water and Wastewater Management, Terrestrial and Aquatic Biodiversity Conservation, Clean Transportation, Circular Economy adapted products, production technologies and processes and/or certified eco-efficient product, Environmentally Sustainable Management of Living Natural Resources and Land Use, Access to Essential Services – Education, Affordable Housing*

Process for project evaluation and selection

Pacific Life's Sustainable Financing Steering Committee is comprised of members from the Institutional Capital Markets Group, Investment Management, Law Department, Corporate Affairs, and/or Brand Management, and is responsible for the review and selection of the green and social projects that will qualify as Eligible Projects for the final approval of Pacific Life's Institutional Capital Markets Group

Management of proceeds

Pacific Life tracks allocations using its internal recording system. Pacific Life intends to allocate an amount equal to the net proceeds in the first 24 months after issuance

Reporting

Pacific Life will report annually on allocation and associated KPIs until net proceeds are fully allocated to Eligible Projects. The report will be accompanied by an independent third-party review and verification of the use of proceeds

Pacific Life has posted on its [website](#) a Second Party Opinion from a consultant with recognized environmental and social expertise on the environmental and social benefits of Pacific Life's Sustainable Bond Framework as well as the alignment to the SBG, GBP and SBP



Pacific Life Framework's Alignment with the EU Taxonomy

Three of the eight eligible green projects categories have been assessed by  **SUSTAINALYTICS** to be aligned with EU Taxonomy requirements.¹

Eligible Project Category	Impact metrics	Associated EU Taxonomy Activities	Alignment to Technical Screening Criteria	Alignment per EU Environmental Objectives
Green Buildings	<ul style="list-style-type: none"> Green building certifications Total number of buildings certified Total square feet certified Percentage of overall company square feet certified 	7.1 Construction of new buildings	Pending additional information	Mitigation
Renewable Energy	<ul style="list-style-type: none"> Renewable energy capacity sourced and developed (MW) Renewable energy procured and produced from the capacity above (MWh) Emissions (including metric tons of CO₂e) avoided or reduced Annual renewable energy procured and produced as a % of annual global electricity consumption 	4.1 Electricity generation using solar photovoltaic technology 4.3 Electricity generation from wind power 4.4 Electricity generation from ocean energy technologies 4.5 Electricity generation from hydropower	✓ Yes	Mitigation
Energy Efficiency	<ul style="list-style-type: none"> Energy savings (MWh) Emissions (including metric tons of CO₂e) avoided or reduced Office energy consumption/square foot Office energy consumption/employee Data center Power Usage Effectiveness 	7.3 Installation, maintenance and repair of energy efficiency equipment 3.20 Manufacture, installation, and servicing of high, medium and low voltage electrical equipment for electrical transmission and distribution 7.5 Installation, maintenance and repair of instruments and devices for measuring, regulation and controlling energy performance of buildings	~ Partial	Mitigation
Sustainable Water and Wastewater Management	<ul style="list-style-type: none"> Volume of water consumption avoided or reduced Volume of treated or recycled water Volume of verified water restoration projects in high water stress regions Verified water restoration as a percent of annual water consumption in high stress regions 	5.3 Construction, extension and operation of wastewater collection and treatment 5.4 Renewal of wastewater collection and treatment 5.13. Desalination 2.3. Sustainable urban drainage systems (SUDS) 5.1. Construction, extension and operation of water collection, treatment and supply systems 14.2. Flood risk prevention and protection infrastructure	~ Partial	Mitigation Adaption Water
Terrestrial and Aquatic Biodiversity Conservation	<ul style="list-style-type: none"> Miles protected from destructive bottom trawling Total surface financed (hectares) 	1.1. Conservation, including restoration, of habitats, ecosystems and species contribution to biodiversity	Pending additional information	Eco-Systems
Clean Transportation	<ul style="list-style-type: none"> Commuter carbon emissions (including metric tons of CO₂e) avoided or reduced Transportation infrastructure developed or improved 	7.4 Installation, maintenance and repair of charging stations for electric vehicles in buildings (and parking spaces attached to buildings) 6.3 Urban and suburban transport, road passenger transport 6.1 Passenger interurban rail transport	✓ Yes	Mitigation
Circular Economy adapted products, production technologies and processes and/or certified eco-efficient products	<ul style="list-style-type: none"> Amount of waste that prevented, minimized, reused or recycled before and after the project in % of total waste and/or as absolute amount in tones 	5.5. Collection and transport of non-hazardous waste in source segregated fractions 5.9. Material recovery from non-hazardous waste	✓ Yes	Mitigation
Environmentally Sustainable Management of Living Natural Resources	<ul style="list-style-type: none"> Number of certified agriculture, fisheries, or forestry assets financed Total surface financed (hectares), with reference to specific certification schemes where relevant 	1.4 Conservation Forestry 1.2 Rehabilitation and restoration of forests, including reforestation and natural forest regeneration after an extreme event	Pending additional information	Mitigation
Access to Essential Services – Education	<ul style="list-style-type: none"> Number of students/youth receiving education support USD amount of loans for students receiving education support 	Not Applicable – social category	n/a	n/a
Affordable Housing	<ul style="list-style-type: none"> Rental costs compared to the national/regional rent index Participation (rate) of tenants Share of under-served tenants Number of dwellings 	Not Applicable – social category	n/a	n/a

Pacific Life ESG Risk Rating

Pacific LifeCorp

Industry Group: Insurance

Country/Region: United States of America

Identifier: -

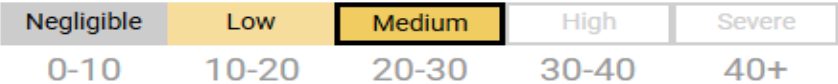
Pacific LifeCorp is an insurance company. The Company provides individual life insurance, retirement savings products, annuities, and mutual funds, in the United States. Pacific LifeCorp is a subsidiary of Pacific Mutual Holding Company.

ESG Risk Rating

COMPREHENSIVE ?

20.8

Medium Risk



Ranking

Industry Group (1st = lowest risk)

Insurance

105 out of 299

Universe

Global Universe

4473 out of 14631

Last Full Update: Oct 16, 2023 ?

Last Update: May 23, 2024 ?



Additional Information



Key Financial Highlights

	Years Ended December 31		
Selected Income Statement Data (\$ Millions)	2024	2023	2022
Premiums and annuity considerations ¹	\$13,678	\$3,955	\$14,298
Net investment income	3,946	3,818	3,401
Total revenues	18,401	8,745	18,730
Total benefits and expenses ¹	19,974	9,957	17,589
Realized capital gains (losses), net of taxes	1,830	1,237	(981)
Net income	178	51	151
Selected Balance Sheet Data (\$ Millions)			
Total invested assets	\$132,629	\$123,918	\$116,472
Total general account assets	137,099	127,659	119,679
Aggregate reserves	73,036	72,346	79,459
Liability for deposit-type contracts	28,797	22,005	18,585
Funds held under coinsurance	13,259	11,620	234
Separate account assets / liabilities	72,114	65,576	58,636
Asset valuation reserve	2,050	1,423	1,171
Total capital and surplus	12,149	11,792	11,702

¹ Net of reinsurance (including an \$11.3B IUL reinsurance transaction with a highly-rated third party in 2023 and a \$1.0B affiliate reinsurance transaction in 2024).

Overview of Pacific Life Short Term Funding, LLC



Issuer

Pacific Life Short Term Funding, LLC,
a Delaware limited liability company



Funding Agreement Provider

Pacific Life, a Nebraska domiciled company



Type

Funding Agreement-Backed
Commercial Paper (“FA-Backed CP”)



Format

- Section 4(a)(2) / Rule 144A (Securities Act Exemption)
- Rule 3a-7 (Investment Company Act Exemption)



PLIC Short Term Ratings¹

- Moody’s: P-1
- S&P: A-1+
- Fitch: F1+
- AM Best: AMB-1+



Program Size

\$5B
(\$1.3B outstanding as of December 31, 2024)



Dealers

- Academy Securities, Inc.²
- Barclays Capital Inc.
- Blaylock Van, LLC²
- Citigroup Global Markets Inc
- Goldman Sachs & Co. LLC
- J.P. Morgan Securities LLC
- Mischler Financial Group, Inc.²
- Wells Fargo Securities, LLC

¹ Ratings as of May 6, 2025

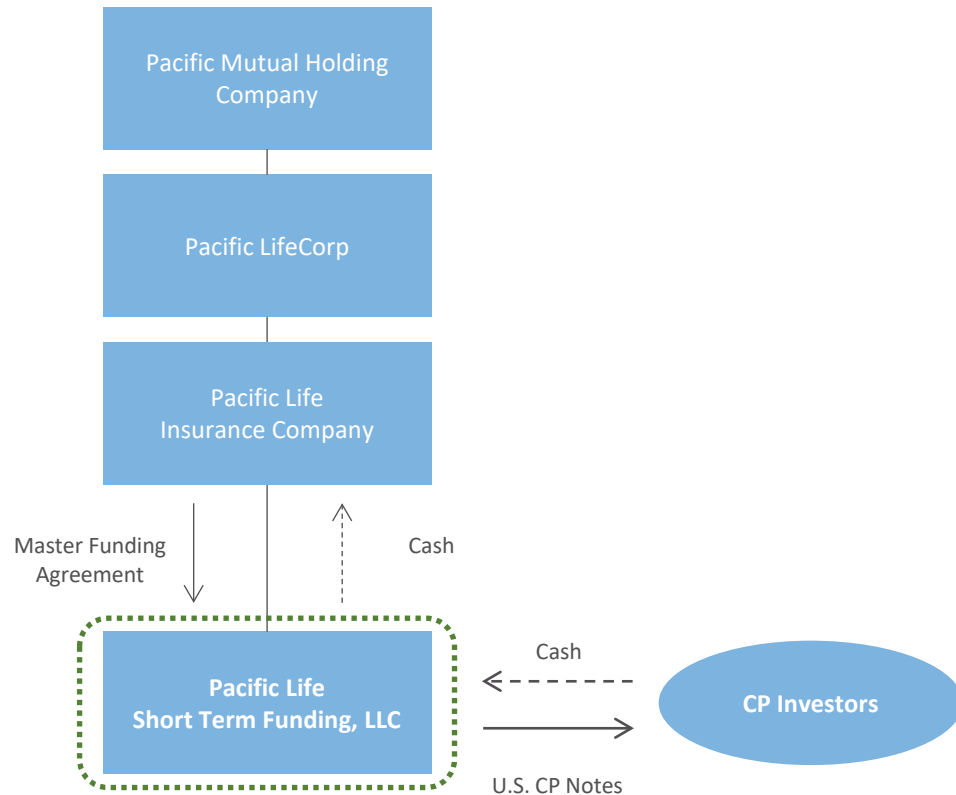
² Veteran or minority-owned dealer



PACIFIC LIFE

FA-Backed Commercial Paper Structure Overview

Legal Entity Overview



FA-Backed Commercial Paper Mechanics

- Pacific Life Short Term Funding, LLC, is a special purpose vehicle (SPV) formed under the laws of the State of Delaware
- Pacific Life Insurance Company will issue a Master Funding Agreement (MFA) to Pacific Life Short Term Funding, LLC which will serve as the SPV's sole material asset
- Pacific Life Short Term Funding, LLC will issue match funded U.S. CP Notes with the use of proceeds to acquire deposits under the MFA with Pacific Life Insurance Company
- Under Nebraska statutes, the deposits under the MFA backing the U.S. CP notes will rank *pari passu* with policyholder claims of Pacific Life Insurance Company
- Pacific Life Short Term Funding, LLC's FA-Backed CP program ratings¹ are:
 - Moody's: P-1
 - S&P: A-1+
 - Fitch: F1+

¹ Ratings as of May 6, 2025

Contact Information

Joe Krum

Senior Vice President / Global Institutional Investment Group

- Email: Joseph.Krum@pacificlife.com
- Phone: (949) 219-3077

Lance Doherty

Assistant Vice President / Global Institutional Investment Group

- Email: Lance.Doherty@pacificlife.com
- Phone: (949) 219-3446

Investor Relations Website: www.pacificlife.com/ir

