



Pacific Life Global Funding II

MAY 22, 2023

IMPORTANT NOTICES REGARDING BASIS OF PRESENTATION AND DISCLAIMERS

BASIS OF PRESENTATION: This presentation is based on information generally believed to be reliable and is presented without any liability whatsoever to Pacific Mutual Holding Company or any of its subsidiaries, affiliates or related entities (collectively, the “Company”) or their respective directors or officers, and is not intended to constitute legal, tax, investment or accounting advice or opinion. The Company makes no representation or warranty, expressed or implied, as to the accuracy, completeness or thoroughness of the contents of the information, and the Company disclaims any responsibility for any errors or omissions in such information, including any financial calculations, projections and forecasts. If any information contained in these slides has been obtained or compiled from outside sources, such information has not been independently verified by the Company. This presentation has been prepared solely for informational purposes, and is not an offer or a solicitation to buy, sell, or transact in any investment including any products or services; or an invitation, offer or solicitation to engage in any investment activity. It may not serve as the basis for any investment decision made by you or on your behalf. It is strongly recommended that you seek professional investment advice before making any investment decision.

A portion of this presentation describes funding agreements issued by Pacific Life Insurance Company (“Pacific Life”) in connection with Pacific Life Global Funding II’s global debt issuance program. This information is presented solely to detail a funding source employed by Pacific Life and does not constitute an offer to sell, or a solicitation to buy, any securities. The notes issued pursuant to the global debt issuance program have not been and will not be registered under the Securities Act of 1933, as amended (the “Securities Act”), or any applicable state or foreign securities laws.

The notes may be offered only:

By the Offering Memorandum, dated March 22, 2023, as supplemented from time to time;

In the United States to “Qualified Institutional Buyers”, as defined in Rule 144A under the Securities Act; and

In “Offshore Transactions” to persons other than “U.S. Persons”, each as defined in Regulation S under the Securities Act.

RBC INFORMATION: Pacific Life Insurance Company is required to report risk-based capital (“RBC”) data, including its company action level RBC ratio (“RBC Ratio”), to the Nebraska Department of Insurance (“NE DOI”) annually. The RBC Ratio is calculated based on a formula which applies factors to various asset, premium and statutory reserve items and accounts for risk characteristics of the insurer. NE DOI uses RBC data as a regulatory tool to identify possible inadequately capitalized insurers for purposes of initiating regulatory action and not as a means to rank insurers generally. Nebraska law imposes broad confidentiality restrictions against the use and publication of RBC data by those engaged in the insurance business (including insurers, agents, brokers and others) and by the NE DOI. Inclusion of Pacific Life Insurance Company’s RBC Ratio in this presentation is intended solely for informational purposes for investors, prospective investors, banking and other counterparties with respect to institutional products and other commercial transactions and not for the use or disclosure by those engaged in the insurance business.

FORWARD-LOOKING STATEMENTS: This presentation contains forward-looking statements that are intended to enhance your ability to assess the Company’s future financial and business performance. These statements are based on the beliefs and assumptions of the Company’s management, and are subject to risks and uncertainties. Generally, statements that are not about historical facts, including statements concerning the Company’s possible or assumed future actions or results of operations, are forward-looking statements. Forward-looking statements include, but are not limited to, statements that represent the Company’s beliefs concerning future operations, strategies, financial results or other developments, and contain words and phrases such as “may,” “believes,” “intends,” “anticipates,” “plans,” “estimates,” “expects,” “projects,” “should” or similar expressions.

Forward-looking statements are made based on management's current expectations and beliefs concerning future developments and their potential effects upon the Company. There can be no assurance that future developments affecting the Company will be those anticipated by management and the Company makes no representation or warranty that any projection, calculation, forward-looking statement, assumption or estimate will be achieved. Actual results could differ materially from the expectations expressed by the forward-looking statements.

The Company does not intend, and is under no obligation, to update any particular forward-looking statement or other information included in this presentation.



Pacific Life Insurance Company

OUR MISSION

To provide financial security through products and services that stand the test of time.

OUR CORE VALUES

People; Accountability; Customer Focus; Integrity; Financial Strength; Innovation; Community. We live our core values each and every day. They define us and guide us.

OUR VISION

To be the company of choice providing financial security and well-being through industry-leading innovation.

Who We Are

For more than 150 years, Pacific Life has helped millions of individuals and families with their financial needs through a wide range of life insurance products, annuities, and mutual funds, and offers a variety of investment products and services to individuals, businesses, and pension plans. Whether your goal is to protect loved ones or grow your assets for retirement, Pacific Life offers innovative products and services that provide value and financial security for current and future generations. Pacific Life has no publicly traded stock. We are an independent company that remains focused on financial strength and long-term strategies that benefit policyholders and clients.



"World's Most Ethical Companies" and "Ethisphere" names and marks are registered trademarks of Ethisphere LLC.



Issuer & Credit Overview

Overview of Pacific Life Global Funding II



Issuer

Pacific Life Global Funding II, a Delaware statutory trust



Funding Agreement Provider

Pacific Life Insurance Company ("Pacific Life" or "PLIC"), a Nebraska domiciled company



Type

Funding Agreement-Backed ("FA-Backed") Global Medium-Term Notes



Program Size

\$15B



PLIC Financial Strength Ratings¹

- Moody's: Aa3 (Stable outlook)
- S&P: AA- (Stable outlook)
- Fitch: AA- (Stable outlook)
- AM Best: A+ (Stable outlook)




Format

144A / Regulation S



Listing

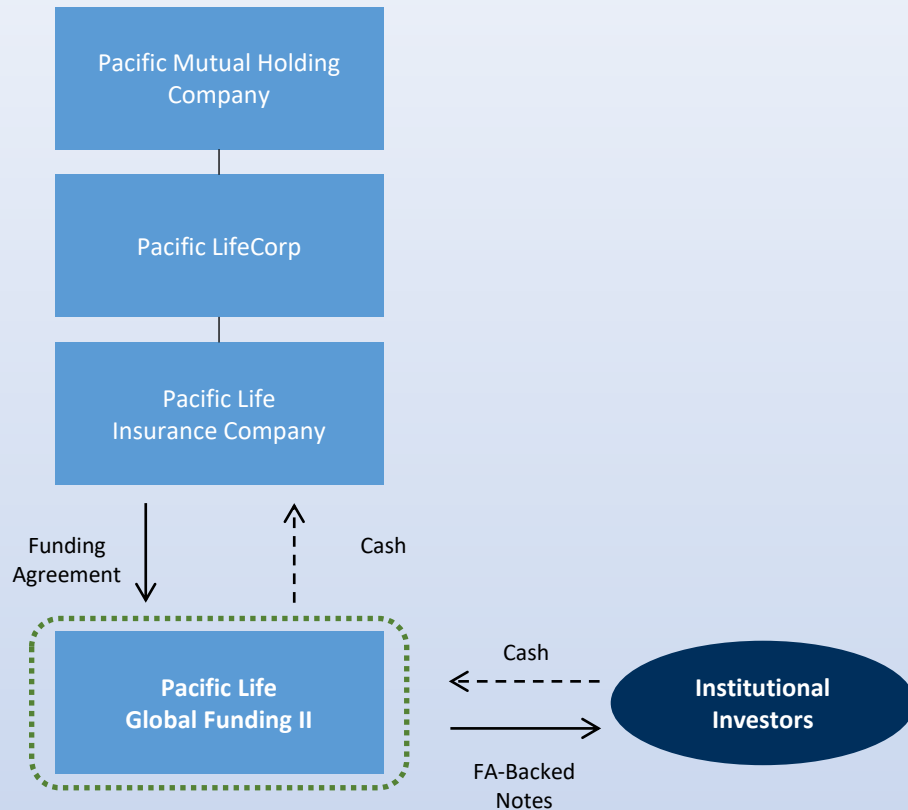
Euronext Dublin



¹ Ratings as of May 19, 2023

FA-Backed Structure Overview

Legal Entity Overview



FA-Backed Note Mechanics

- Pacific Life Global Funding II, a Delaware statutory trust, issues global medium-term notes
- Each series of notes will be secured by one or more Funding Agreements from Pacific Life Insurance Company
- When Pacific Life Global Funding II issues a series of notes, the proceeds from the issuance will be used to purchase a Funding Agreement from Pacific Life Insurance Company, which will in turn use the cash to invest in a portfolio of assets
- The Funding Agreement will mirror Pacific Life Global Funding II’s interest and principal payments on the notes
- Under Nebraska statutory law, the funding agreement securing the notes will rank *pari passu* with policyholder claims in the event of an insolvency of Pacific Life Insurance Company
- Pacific Life Global Funding II’s FA-Backed Notes program ratings as of May 19, 2023 are:
 - Moody’s: Aa3
 - S&P¹: AA-
 - Fitch: AA-

¹ Rating based on note issuance in April 2023

Commitment and Consistency



Pacific Life Global Funding II has issued \$7.3B since launching the program in June 2020

- Our \$800M Sustainable Bond issuance is the largest ESG (Environmental, Social, and Governance) labeled transaction in the U.S. life insurance space to date
- First ever 5-year SOFR FA-Backed issuance
- Debut FA-Backed transactions denominated in CHF, CAD, NOK, HKD and GBP
- Program has issued across all tenors between 3-years and 10-years

Pacific Life Investment Highlights

1 Well-established life insurer with a diversified business

- A leading insurance company with retail life and annuity product offerings through our Consumer Markets division
- Strong market position in the affluent market with extensive distribution relationships
- Well-established and growing in our Institutional markets
- Entering the Workforce Benefits market through a dedicated, greenfield business line

2 Experienced and seasoned management team

- Senior management has extensive experience in the insurance and investment industry, with ~30 average years of experience

3 Robust balance sheet

- Strong capitalization and liquidity
- Risk-based capital ratio¹ of 486% as of December 31, 2022
- Commitment to credit strength and ratings

4 High quality, diversified investment portfolio

- Strong performing general account portfolio
- Portfolio mainly comprised of investment grade public and private fixed income securities and mortgage loans
- Strong commercial mortgage portfolio loan-to-value of 61% as of March 31, 2023

5 Well-defined risk management and governance framework

- Strong risk conscious culture that is embedded throughout the enterprise
- Guides capital and risk management decisions
- Robust financial liquidity to meet obligations

6 Mutual insurance holding company structure

- Mutual holding company structure provides strong focus on long term policyholder value creation with a thoughtfully managed financial profile that is not subject to public investor expectations of capital return such as stock buybacks

¹ RBC Ratio is not intended for the purpose of ranking any insurance company or for use in connection with any marketing, advertising or promotional activities. See limitations on use in *Important Notices*, on slide 2

Success by the Numbers

Pacific Life is the 17th largest life insurance company in the U.S. based on statutory admitted assets¹ and has ranked among the top 10 in total life insurance sales for more than 10 years²

Key Pacific Life's product U.S. market rankings²:

- #2 total life insurance sales
- #1 indexed universal life insurance sales
- #1 universal life insurance sales
- #2 variable universal life insurance sales
- #1 structured settlement annuity sales

“Named One of America’s Best Insurance Companies of 2023”

-Forbes, March 2023



LEADER

Ranked Top Life Insurance Carrier in 2023³



STRONG

Strong Financial Strength Composite Score, COMDEX rating 93 out of 100⁴



ETHICAL

One of the World's Most Ethical Companies – 6th consecutive year⁵



SERVICE

Dalbar Insurance Service Award Winner – 6th consecutive year⁶

¹ Source: S&P Global Market Intelligence; SNL Financial Data; Based on 2022 Total Admitted Assets

² Based on data from LIMRA International as of December 31, 2022 for structured settlement annuity sales and life insurance sales

³ Forbes “America’s Best Insurance Companies.” Published 3/13/23. Forbes Advisor is not an affiliated company of Pacific Life Insurance Company

⁴ The COMDEX is a composite score of the four independent raters of financial strength (A.M. Best, Fitch, Moody’s, and Standard & Poor’s). The COMDEX rates life insurance companies on a scale of 0 to 100, with 100 being the highest rating. For current ratings, visit www.PacificLife.com. COMDEX is not an affiliated company of Pacific Life Insurance Company

⁵ Ethisphere Institute named Pacific Life one of the 2023 World’s Most Ethical Companies based on its compliance and ethics program, corporate citizenship, culture of ethics, corporate governance, and leadership, innovation, and reputation. This marks the sixth consecutive year Pacific Life has been recognized. Ethisphere Institute is not an affiliated company of Pacific Life Insurance Company

⁶ Dalbar Insurance Service Award Winner for Consistent focus on improving the policyowner experience for 2017-2022

Pacific Life Management Team

Darryl Button President & CEO

- CFO of Pacific Life
- CFO and member of the Executive Board of Aegon N.V.
- CFO of Transamerica
- Joined Pacific Life in 2017

30 years
experience

Adrian Griggs EVP & COO

- CFO of Pacific Life
- SVP, Finance & Risk Management, Retirement Solutions Division
- Joined Pacific Life in 1994

34 years
experience

Jay Orlandi EVP & GC

- EVP, Chief Operating Officer of Transamerica
- Joined Pacific Life in 2020

23 years
experience

Vibhu Sharma EVP & CFO

- EVP, CFO & Treasurer, Thrivent
- EVP, CFO & Treasurer, Mutual of Omaha
- CEO, General Insurance Business and Country Head of UK, Zurich Insurance Group AG
- Joined Pacific Life in 2022

35 years
experience

Carol Sudbeck EVP & Chief Human Resources Officer

- SVP, Corporate
- VP, Corporate
- Joined Pacific Life in 1994

36 years
experience

Mary Beth Eckert EVP & Chief Information and Digital Officer

- SVP & Chief Information Officer, USAA
- Vice President, Travelers Group
- Consultant, PricewaterhouseCoopers
- Joined Pacific Life in 2022

28 years
experience

Tod Nasser EVP & Chief Investment Officer

- SVP, Investment Management
- VP of strategy, municipal bond sales and trading, First Boston Corp.
- Head strategist, financial futures and options, First Boston Corp.
- Joined Pacific Life in 1991

40 years
experience

Alessandro Papa EVP & Chief Risk Officer

- Chief of Staff to the President & CEO, MetLife, Inc.
- Head of Insurance and Product Risk Management, MetLife, Inc.
- U.S. Chief Risk Officer, MetLife, Inc.
- Joined Pacific Life in 2020

11 years
experience

Dawn Behnke EVP, Consumer Markets

- SVP, Product & Strategy Management, Life Insurance Division
- VP, IT & PMO Operations, Life Insurance Division
- Joined Pacific Life in 2001

36 years
experience

David Howell CEO, Pacific Life Re

- CEO, Scottish Re Group Limited
- Chief Pricing Officer, Swiss Re
- Joined Pacific Life in 2008

26 years
experience

Brian Woolfolk EVP, Institutional

- SVP & CMO, Retirement Solutions Division
- VP, Product Pricing, Retirement Solutions Division
- Joined Pacific Life in 2010

25 years
experience

Joseph Krum SVP, Global Institutional Investment Group

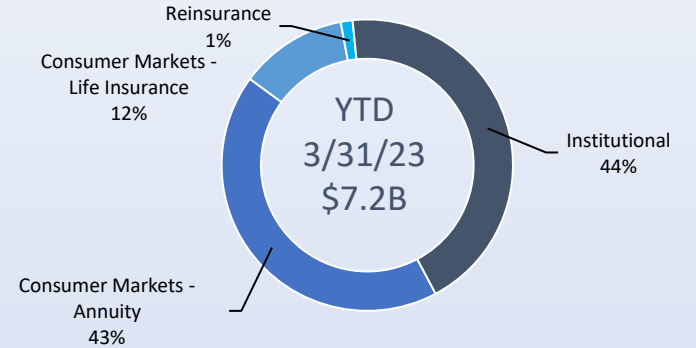
- VP, Treasurer
- Joined Pacific Life in 2002

32 years
experience

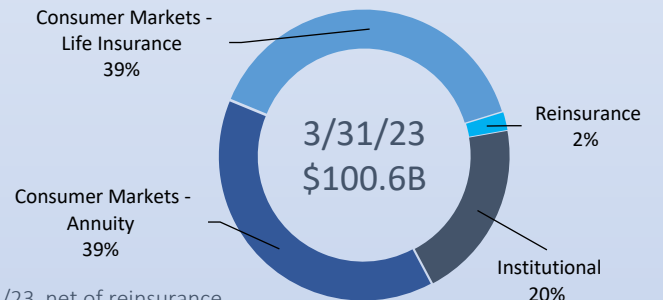
Pacific Life Business Profile

	Consumer Markets – Life Insurance	Consumer Markets – Annuity	Institutional	Reinsurance
Products	<ul style="list-style-type: none"> • Term Life • Universal Life • Indexed Universal Life • Variable Universal Life 	<ul style="list-style-type: none"> • Variable Annuities • Fixed Annuities • Structured Settlement Annuities 	<ul style="list-style-type: none"> • Pension Risk-Transfer • Defined Contribution Lifetime Income • Stable Value Products • Capital Markets Spread Lending 	<ul style="list-style-type: none"> • Domestic Retrocession • Longevity Reinsurance
Target Markets	<ul style="list-style-type: none"> • Individuals and families • Small businesses • Corporations 	<ul style="list-style-type: none"> • Individuals • Small businesses 	<ul style="list-style-type: none"> • Retirement plans • Corporations • Financial institutions • Institutional investors 	<ul style="list-style-type: none"> • Insurance and Reinsurance Companies
Distribution	<ul style="list-style-type: none"> • Independent Life Producers • Financial advisory networks • Wirehouses • M Financial³ 	<ul style="list-style-type: none"> • Financial Institutions • RIAs • Regional broker-dealers • Wirehouses • IMOs 	<ul style="list-style-type: none"> • Actuarial and benefit consulting firms • Third-party brokers • Fund management firms • Investment banks • Internal teams 	<ul style="list-style-type: none"> • Insurance Brokers

PLIC Premiums & Deposits¹



PLIC Statutory Reserves²



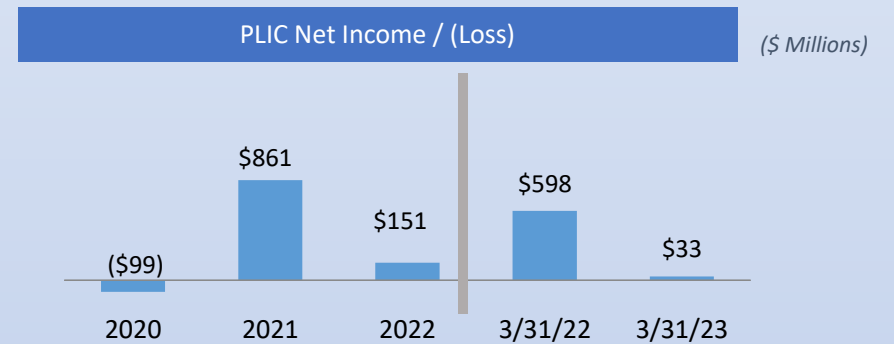
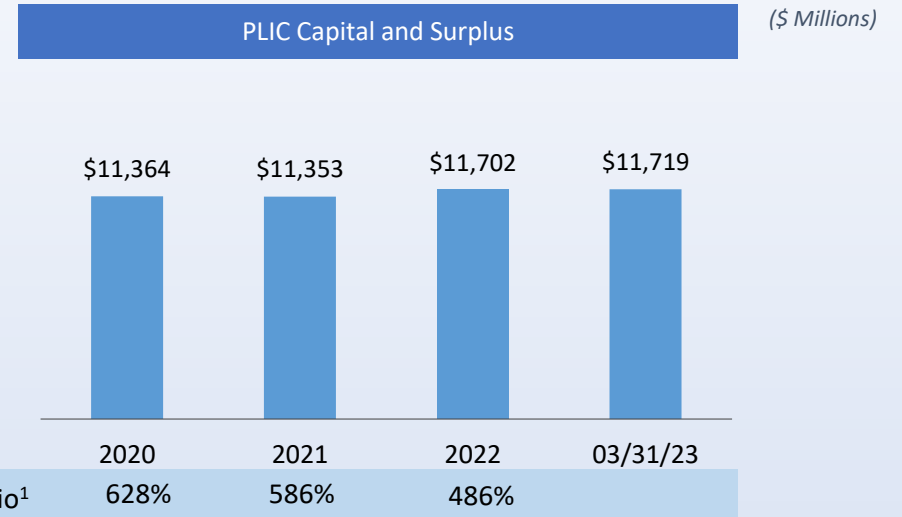
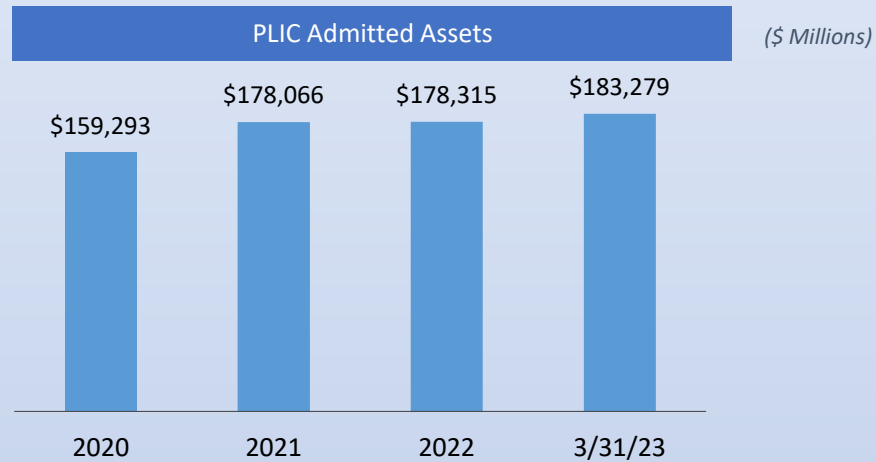
¹ Includes premiums and annuity considerations for life and accident and health contracts and deposits received for deposit-type contracts for the three months ended 3/31/23, net of reinsurance

² Total general account annuity and life actuarial reserves and deposit-type contract liabilities as of 3/31/23

³ M Financial Group is a life insurance distribution, service, and product organization serving high net worth individuals, executives and employers

Statutory Capital and Admitted Assets

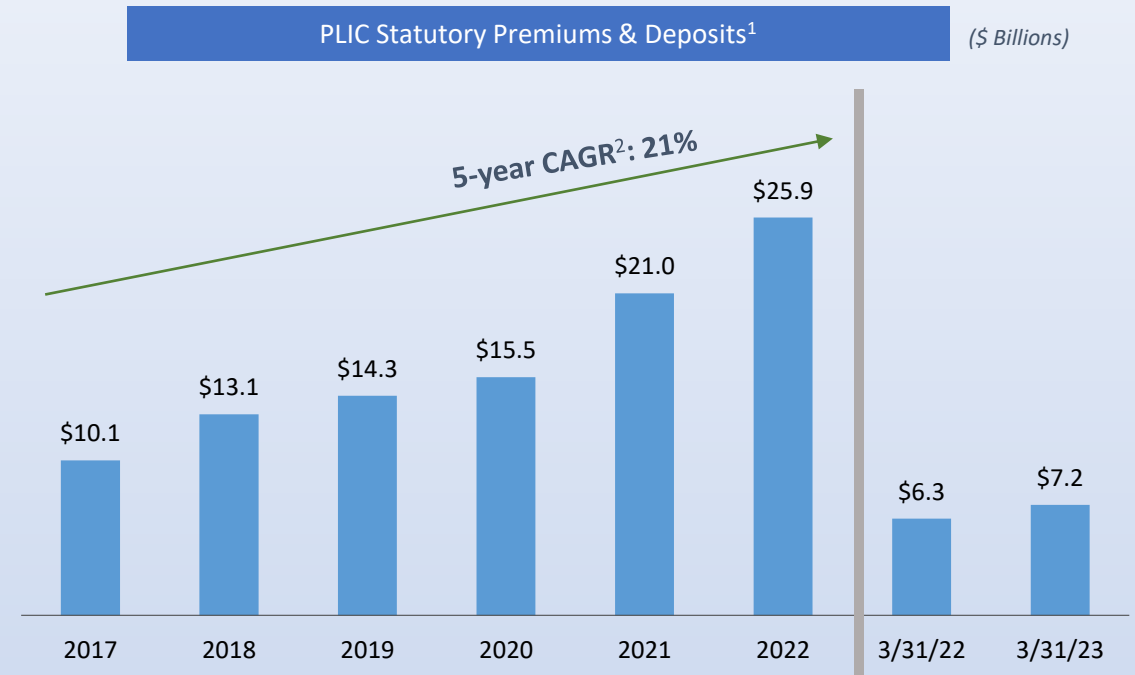
- Capital and Surplus increased slightly from prior year primarily driven by strong performance in the equity markets resulting in realized gains, partially offset by losses as result of higher current and future policy benefits in excess of premiums and annuity considerations
- Company action level risk-based capital ratio (RBC Ratio)¹ of 486% as of December 31, 2022
- Assets increased \$5.0 billion primarily due to general account growth from investments of premiums and deposits and an increase in separate accounts values primarily from stronger performance in the equity markets
- Net income of \$33 million was driven by the impact of derivative gains as a result stronger equity markets, partially offset by losses from higher current and future policy benefits in excess of premiums and annuity considerations



¹ RBC Ratio is not intended for the purpose of ranking any insurance company or for use in connection with any marketing, advertising or promotional activities. See limitations on use in *Important Notices*, on slide 2. RBC is only presented on an annual basis.

Statutory Premiums and Deposits

- 5-year CAGR² of 21% driven by strong growth in our Institutional and retail life products
- The growth in premiums & deposits as compared to 2022 is driven by strong sales in our retail fixed annuity products, slightly offset by a decrease in Institutional Division
- We remain committed to growing our retail, Institutional, and reinsurance product lines



¹ Includes premiums and annuity considerations for life and accident and health contracts and deposits received for deposit-type contracts, net of reinsurance

² 5-year CAGR calculated using years 2017-2022

Consumer Markets – Life Insurance

Our solutions for individuals, families, and businesses help them reach their goals of financial protection and supplemental retirement income through life insurance. We work with leading financial professionals to provide high-quality products and services for the diverse and evolving needs of their clients.

Strategy & Target Markets

- Deliver exceptional products, services, and experiences that meet the needs of our target markets (individuals, small businesses, corporations)
- Strengthen our industry-leading position in the Affluent Market
- Grow sustainably and profitably in the Broad Market

Key Products

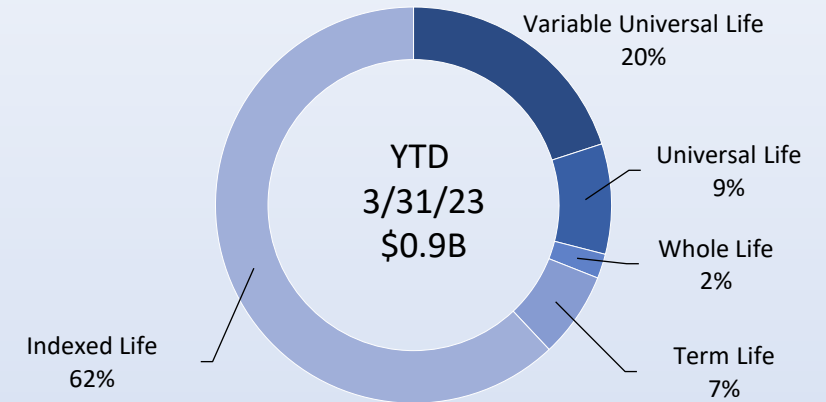
- Our products are centered around customer needs, spanning across financial protection, business planning and continuation strategies, estate planning strategies, and supplemental retirement income
- Key product lines include term, indexed universal life and variable universal life

Distribution Model

- Our differentiated distribution model supported by consultative sales support is central to our go-to market strategy
- Distribution channels include independent financial professionals, producer groups, financial institutions, wirehouses, brokerage general agencies, and direct marketers

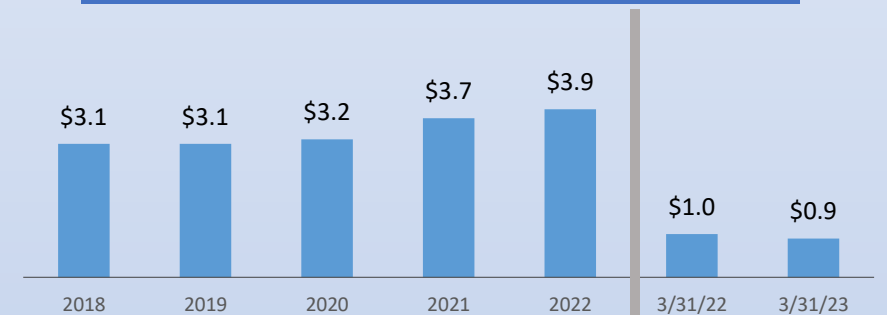
Effective January 1, 2023, the Company combined its Life Insurance and Retirement Solutions divisions into a single, unified Consumer Markets Division

Business Mix by Premiums & Deposits¹



Life Insurance Statutory Premiums & Deposits¹

(\$ Billions)



¹ Includes premiums and annuity considerations for life and accident and health contracts and deposits received for deposit-type contracts, net of reinsurance

Consumer Markets – Annuity

We offer a broad and diversified range of products and solutions designed to help individuals and families achieve asset growth, guaranteed lifetime income, and long-term financial independence.

Strategy & Target Markets

- Deliver exceptional customer experience and financial solutions that meet the needs of our target markets (individuals, families & small businesses)
- Grow core markets, broaden distribution, drive operational excellence, and enhance the customer experience

Key Products


- We offer a broad and diversified range of products and solutions designed to help individuals and families achieve financial security, wealth accumulation, and guaranteed lifetime income
- Key product lines include Variable Annuities, Fixed Annuities and Structured Settlement Annuities

Distribution Model

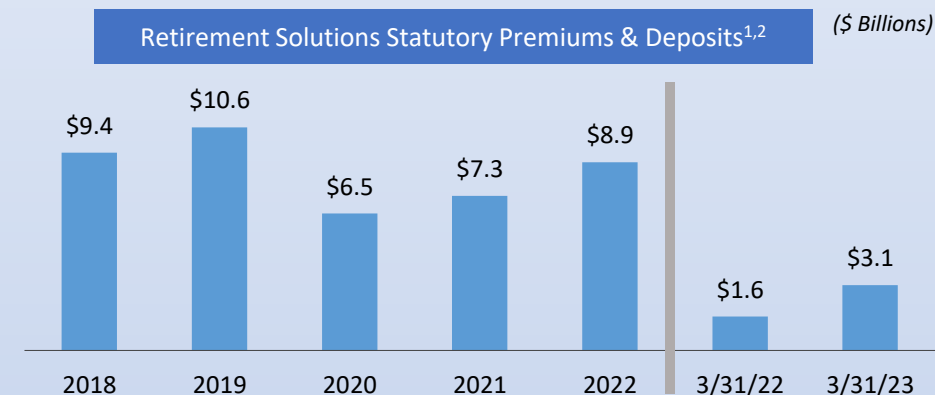
- Distribution channels include independent financial professionals, financial institutions, wirehouses, independent marketing organizations, brokerage general agencies, and registered investment advisors

Effective January 1, 2023, the Company combined its Life Insurance and Retirement Solutions divisions into a single, unified Consumer Markets Division

Business Mix by Premiums & Deposits¹



Retirement Solutions Statutory Premiums & Deposits^{1,2}



¹ Includes premiums and annuity considerations for life and accident and health contracts and deposits received for deposit-type contracts, net of reinsurance

² PRT business was transferred to Institutional effective 1/1/20. All prior periods presented include PRT business in Consumer Markets - Annuity

Institutional

We offer a spectrum of risk mitigating and financing solutions to meet the needs of our clients. We have a dedicated team of experts that specialize in institutional markets.

Strategy & Target Markets

- Grow our institutional business by exceeding customer expectations, driving new business growth, improving operational efficiency, and expanding our analytical capabilities

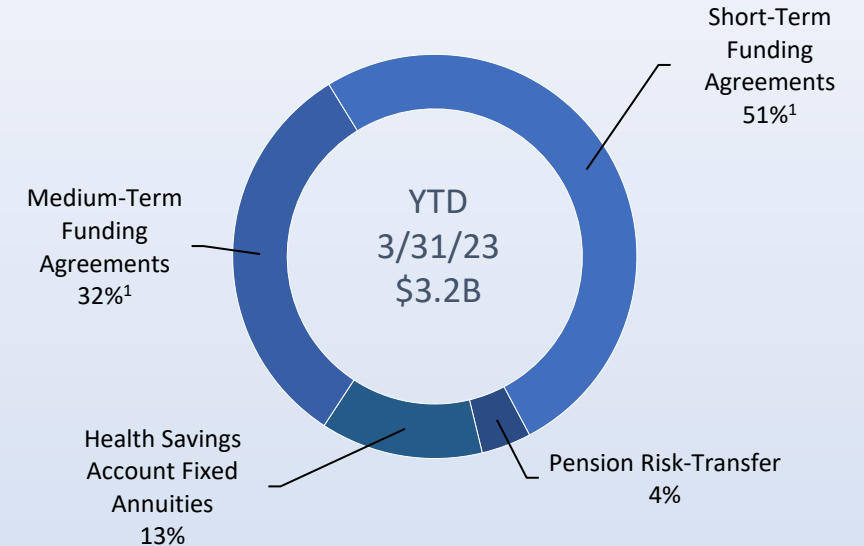
Key Products

- Key product lines include Pension Risk-Transfer, Stable Value Wrap, FA-Backed Notes, FA-Backed Commercial Paper, Federal Home Loan Bank Advances and Health Savings Account Fixed Annuities
- Emerging product offerings include Defined Contribution Lifetime Income

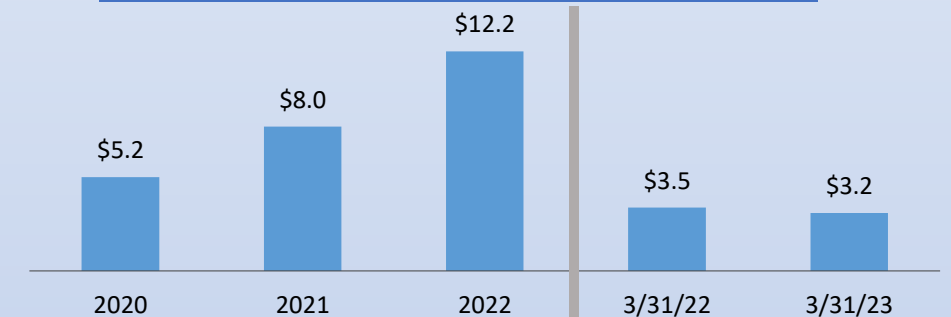
Distribution Model

- Our Pension and Stable Value products are offered through plan sponsors, consultants, and investment partnerships while our funding agreements are offered to institutional investors

Business Mix by Premiums & Deposits²



Institutional Statutory Premiums & Deposits² (\$ Billions)



¹ Short-term funding agreements include funding agreements with maturities less than 12 months. Medium-term funding agreements have maturities greater than 12 months

² Stable Value Wrap fee income is not included in the table above as Stable Value Wrap fees are recorded in miscellaneous income

Workforce Benefits

We are expanding upon our core mission of providing financial security and well-being by entering the workforce benefits market as a new channel to customers and growth. We will deliver a comprehensive suite of contemporary workforce benefit protection solutions to employers and employees across the U.S.

Strategy & Target Markets

- Leverage the Company's position of strength as a leading insurer to build an innovative business delivering personalized and digitally-connected benefits experiences
- Focused on serving the needs of U.S. small-and-medium sized businesses (SMBs)
- Win by delivering a personalized, tailored, efficient, and friction-free customer experience from quote-to-claim, exceeding the expectations of customers
- Grow and scale using data, analytics, and operational excellence to win in a competitive market

Key Products

- We will deliver a comprehensive set of workforce benefits products and offerings, launching with Dental, Vision, and Life Insurance
- Other products anticipated to follow the initial release

Distribution Model

- We will distribute our products through brokers focused on the SMBs, including local and regional brokers
- We will leverage the Company's extensive retail distribution network where there are advisers offering group benefits solutions as well

KEY ANTICIPATED MILESTONES

- **2H22** – Senior leadership team fully onboarded
- **2H23** – Initial Products in market for sale
- **1H24** – Initial policy sales effective
- **2H24** – Second wave of products in market

Pacific Life Insurance Company's Ratings

MOODY'S




Aa3

Excellent

Stable Outlook¹

S&P Global



AA-

Very Strong

Stable Outlook²

FitchRatings



AA-

Very Strong

Stable Outlook³

AM BEST



A+

Superior

Stable Outlook⁴

Favorable Business Profile
Strong Market Positions
Diversified Earnings
Very Strong Capitalization
Excellent Liquidity

Ratings as of May 19, 2023

¹ Moody's outlook and rating reaffirmed in June 2022
² S&P outlook and rating reaffirmed in February 2023
³ Fitch outlook and rating reaffirmed in November 2022
⁴ AM Best outlook and rating reaffirmed in June 2022

Strong Enterprise Risk Management

- ✓ **Strong Risk Culture**
- ✓ **Diversified Business Profile**
- ✓ **Clearly Articulated Risk Appetite**
- ✓ **Well-Designed Risk Framework**
- ✓ **Robust Governance Structure**
- ✓ **Effective Risk Organization**

Comprehensive Stress Testing

- Resilient capital ratio under extreme market stress scenarios
- Sufficient liquidity to support elevated demands under stress

Strong Financial and Market Risk Management

- Diversified and well-positioned investment portfolio
- Disciplined asset-liability management
- Hedging programs performing as designed

Mature Operational Risk Management

- Effective coordination across three-lines-of-defense¹ model
- Well-established enterprise-wide programs and processes

Robust Cyber Security & IT Risk Management

- Established programs aligned with industry standards^{2,3}
- Extensive training and awareness campaigns


¹Three lines of defense framework for risk management includes risk owners as first line, risk management as second line, and internal audit as third line

²National Institute of Standards and Technology (NIST) Cybersecurity Framework (CSF)

³Control Objectives for Information and Technologies (COBIT) Framework

Investment Strategy Starts with our Liabilities

- The general account is segmented into product portfolios with characteristics determined by liability needs
- Investment decisions are based on both top-down views and bottom-up analysis
- We seek to optimize among yield, risk, capital efficiency, and relative value
- We continually reassess risk-adjusted return across investment opportunities, including by sector, geography, and rating
- Investment pace is influenced by projected cash flows and market opportunities
- As the economic environment evolves, we re-evaluate all of our holdings in terms of value, suitability, and credit fundamentals



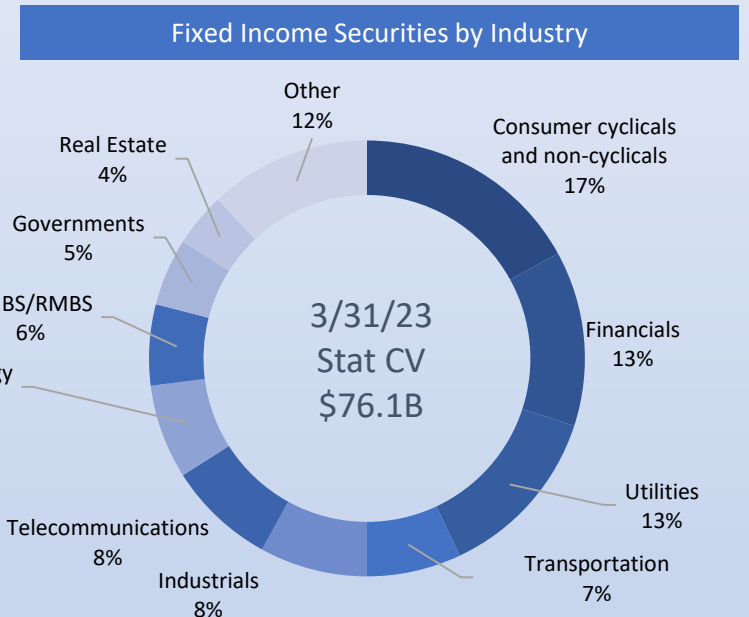
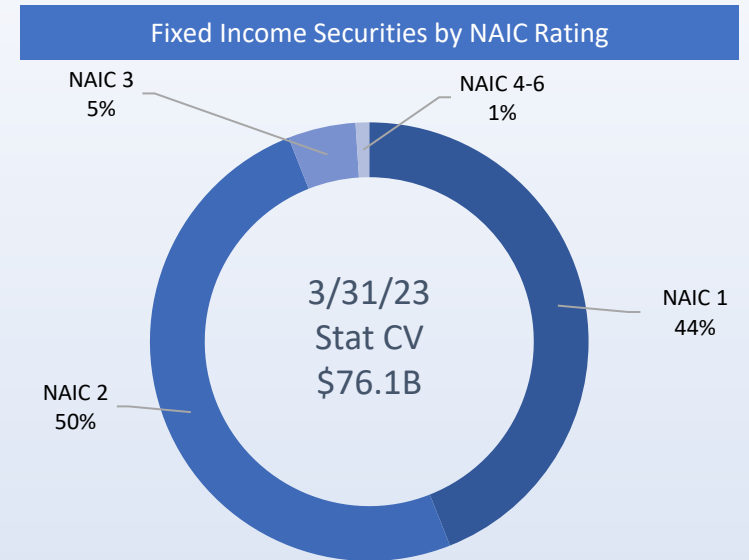
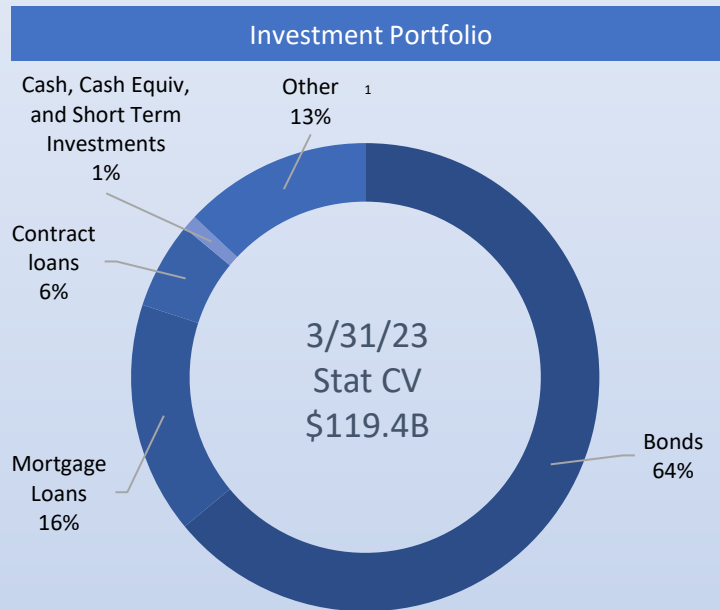
Pacific Life Investment Portfolio Highlights

Total investment portfolio

- Investment portfolio consists primarily of investment grade public and private fixed income securities, mortgage loans and contract loans

Fixed income profile

- Net unrealized losses in the fixed income portfolio were \$6.5B as of March 31, 2023
- As of March 31, 2023, 94% of our fixed maturity securities were rated as investment-grade. We have not experienced any material changes in the credit quality of our portfolio since December 31, 2022
- Fixed income portfolio performance continues to be strong



¹Other includes other invested assets, securities lending reinvested collateral assets, private equity funds, derivatives, and common stock

Pacific Life Mortgage Loan and Real Estate Portfolio Highlights

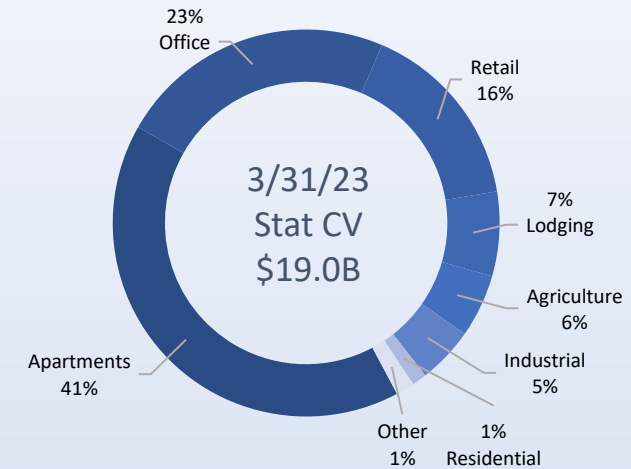
Portfolio strategy

- Mortgage loan and real estate emphasis is on properties in high “barrier to entry” locations and regions exhibiting strong demographic and economic trends
- Loan underwriting at origination emphasizes high debt coverage ratio and low loan-to-value


Mortgage loan and real estate profile

- As of March 31, 2023, total carrying value of mortgage loans and real estate was \$19B. Mortgage loans primarily consist of commercial mortgage loans
- Overall portfolio loan-to-value remains strong at 61% as of March 31, 2023, a slight increase from 60% at year end 2022
- The real estate mortgage portfolio is backed by high quality assets that are operated by owners with proven track records. As of March 31, 2023,
 - 4.2% of the mortgage portfolio loans are engaged in deferral of scheduled principal amortization
 - All mortgage payments are current
 - Year to date credit losses of \$46 million associated with commercial mortgage loans

Property Type



Geographic Region¹



¹ Regions consistent with the American Council of Life Insurers (ACLI) geographic regions

Liquidity Summary

	(\$ Billions)	3/31/23
Cash and Cash Equivalents ¹		\$0.7
High Quality Liquid Assets (HQLA) ²		\$1.1
Total Cash and HQLA		\$1.8
Revolving Credit Facility (RCF)³		\$1.0
Total Contingent Capacity⁴		\$4.3
Total Available Liquidity⁵		\$7.1

- Pacific Life has strong liquidity with Cash and HQLA of \$1.8B
- Pacific Life also has \$4.3B in unencumbered contingent liquidity facilities, with the majority being capable of providing same day funding
- Additionally, we have \$1.0B in an undrawn revolving credit facility provided collectively by top tier global and U.S. banks
- Total available liquidity of \$7.1B represents a subset of our total available liquidity at the consolidated group level

¹ Excludes bilateral cash collateral pledged or received, including associated deposits and restricted funds

² HQLA includes U.S. Treasury securities, obligations of other U.S. government authorities and agencies, and publicly traded U.S. Investment Grade bonds that are either close to maturity (duration < 3 months) or on the run securities (issued in the last 31 days)

³ PLC and PLIC co-borrowed RCF matures in June 2026

⁴ Contingent capacity include estimated borrowing capacity against Federal Home Loan Bank (FHLB) eligible collateral ring-fenced for PLIC liquidity, commercial paper program and securities lending cash release capacity

⁵ Represents management's internal measure of liquidity. Includes liquidity sources within PLC and readily available to PLIC



ESG & Sustainable Bond Framework

Pacific Life's Principles for Responsible Investing



ENVIRONMENTAL



SOCIAL



GOVERNANCE

The mission of Pacific Life's investment team is to deliver solid risk-adjusted returns that provide flexible, scalable, and value-added solutions to Pacific Life's General Account and in support of Pacific Life's product portfolio. In fulfilling this mission, it is important that we do so in a responsible manner. Investing responsibly is a key pillar of Pacific Life's Corporate Social Responsibility program. It aligns with Pacific Life's Core Values of Accountability for our actions, Financial Strength focused on investing with a long-term view, Integrity to do the right thing, and making a positive impact on our Communities.

As an enterprise, we believe that responsible investing is not only good for the environment and society, but also key to our long-term financial strength and our mission to help our clients and their families attain peace of mind and financial security. We continually evolve our investment processes and incorporate environmental, social, and governance (ESG) factors to better align our decision-making with our duty to invest responsibly.

For more information, please visit: <https://www.pacificlife.com/home/corporate-social-responsibility/responsible-investment-policy.html>

Pacific Life Corporate Social Responsibility

Pacific Life is committed to creating a meaningful future for our stakeholders. This extends beyond the current generation, which is why our corporate social responsibility initiatives create lasting, positive impact for our people, our communities, our customers, and our environment.



People

Our mission to help clients achieve financial security can only be accomplished if we have a great culture that attracts top talent who feel engaged and supported at work.



Communities

We are all stronger when the communities in which we live, and work thrive. Pacific Life has a long history of building better communities through investments in low-income housing, volunteerism, disaster relief, and programs to support underserved and underrepresented individuals.



Customers

Our strong ethics, investment, and privacy programs represent our commitment to the highest standards and help ensure we're able to meet the promises we make to our policyholders. Our investment options within our product portfolios provide choice and flexibility, including investment funds focused on ESG principles.



Environment

In our more than 150-year history, Pacific Life has never been more committed to having a positive impact on our environment. Today, we are working to protect oceans, reduce our environmental footprint, and identify investment opportunities that create a positive impact for the planet.

Pacific Life Corporate Social Responsibility for 2021

People



Action for Diversity & Inclusion

Signatory of the CEO Action for Diversity & Inclusion pledge, with more than 2,000 CEOs from other companies, associations, and universities, focusing on advancing diversity and inclusion within the workplace

\$660k*

in matching grants supporting employee contributions made through Matching Gifts and United Way programs in 2021

95/100

2022 score on the Corporate Equality Index issued by the Human Rights Campaign



PL Connections Groups

Designed to create a more diverse and inclusive workplace from the ground up, offering employees a place to build community, connection, camaraderie, and a sense of belonging.

Groups so far include:

- AAPI@PL for Asian-Americans and Pacific Islanders
- ALAs@PL for Latino/Hispanic Americans
- AMENA@PL for Middle Eastern and North African Peoples
- Developing Professionals@PL
- Pride@PL for LGBTQ+ employees
- Women@PL
- Veterans@PL
- VIBE@PL for voices illuminating the Black experience

Communities



\$7.5M

contributions from Pacific Life and the Pacific Life Foundation benefiting more than 465 nonprofits and schools in 2021

\$2M*

committed to improving food security over the next five years, with \$400,000 donated in 2021



\$96M

invested in assets supporting community development

\$1.5M*

committed to Boys & Girls Clubs of Central Orange Coast's College Bound program to ensure Orange County high school students from underserved populations graduate on time and go to college with scholarship opportunities

\$1M*

grant to American College Center for Economic Empowerment and Equality to narrow wealth gap among underserved communities and promote economic justice through collective, community-focused solutions

* These numbers are a subset of total charitable giving by Pacific Life and the Pacific Life Foundation.

Pacific Life Corporate Social Responsibility for 2021

Customers



5

consecutive years named as one of the World's Most Ethical Companies by the Ethisphere Institute



Privacy

Pacific Life takes the security of personal information very seriously and ensuring sound and secure data protection is our top priority



18

consecutive years awarded DALBAR Financial Intermediary Service Award, including 9th consecutive year ranked #1 among annuity companies, and 5th consecutive year for Insurance Service Award

Supplier Diversity

Pacific Life is committed to maintaining a supplier base that is representative of the communities in which we live and work. In pursuing supplier diversity in our procurement practices, we seek to provide business opportunity for enterprises owned or employing underrepresented communities.

Environment



\$7.6B

invested in assets related to socially responsible efforts in underserved and low-income communities, as well as environmentally green efforts


- \$1.4B commitment toward renewable energy investments, including hydro, renewable natural gas, solar, wind, and geothermal

\$800M

sustainability bond introduced by Pacific Life, the largest sustainable funding agreement backed issuance in the insurance sector at time of issuance

\$16.6M

invested for the preservation and conservation of marine mammals and the health of our oceans, including \$500,000 donated in 2021



Pacific Life ESG Risk Rating

LAST UPDATED APRIL 7, 2022

Pacific LifeCorp.

Industry Group: Insurance

Country/Region: United States of America

Identifier: -

ESG Risk Rating **COMPREHENSIVE** ?

23.0 Medium Risk



Last Update: Apr 7, 2022 ?

Ranking

Industry Group (1st = lowest risk)

Insurance 111 out of 293

Universe

Global Universe 5929 out of 15343



Pacific Life Sustainable Bond Framework

IN ALIGNMENT WITH THE FOUR COMPONENTS OF THE SUSTAINABILITY BOND GUIDELINES-2018 (SBG), THE GREEN BOND PRINCIPLES-2018 (GBP) AND THE SOCIAL BOND PRINCIPLES-2020 (SBP)

Use of proceeds

- **An amount equal to the net proceeds will be allocated to existing or future investments in or financings of Eligible Projects that meet Pacific Life's Sustainable Bond Framework Eligibility Criteria:**
 - Green Buildings, Renewable Energy, Energy Efficiency, Sustainable Water and Wastewater Management, Terrestrial and Aquatic Biodiversity Conservation, Clean Transportation, Access to Essential Services – Education, Affordable Housing

Process for project evaluation and selection

- Pacific Life's Sustainable Bond Steering Committee is comprised of members from the Institutional Capital Markets Group, Investment Management, Commercial Real Estate, Law Department, Corporate Affairs, and/or Brand Management, and is responsible for the review and selection of the green and social projects that will qualify as Eligible Projects for the final approval of Pacific Life's Institutional Capital Markets Group

Management of proceeds

- Pacific Life tracks allocations using its internal recording system
- Pacific Life intends to allocate an amount equal to the net proceeds in the first 36 months after issuance

Reporting

- Pacific Life has posted the Annual Review (dated February 25, 2022) on Pacific Life's website specifying the 1) Use of Proceeds 2) Eligibility Criteria and 3) Associated KPIs for our inaugural sustainable bond issuance

Pacific Life has posted on its website a Second Party Opinion from a consultant with recognized environmental and social expertise that provides an opinion on the environmental and social benefits of Pacific Life's Sustainable Bond Framework as well as the alignment to the SBG, GBP and SBP



Additional Information

Key Financial Highlights

(\$ Millions)

	Three Months Ended March 31		Years Ended December 31		
	2023	2022	2022	2021	2020
Selected Income Statement Data					
Premiums and annuity considerations	\$3,810	\$2,678	\$14,298	\$13,984	\$11,760
Net investment income	908	890	3,401	3,276	3,206
Total revenues	4,997	3,857	18,730	18,235	15,617
Total benefits and expenses	5,271	3,490	17,589	18,776	15,849
Realized capital gains (losses), net of taxes	323	259	(981)	1,612	(64)
Net income (loss)	33	598	151	861	(99)
Selected Balance Sheet Data					
Total invested assets	\$119,426	\$107,799	\$116,472	\$103,873	\$92,897
Total general account assets	122,738	111,747	119,679	107,624	96,010
Liability for deposit-type contracts	19,701	14,064	18,585	11,198	6,281
Aggregate reserves	80,875	76,175	79,459	76,028	71,367
Surplus notes	1,589	1,675	1,588	1,675	1,674
Total capital and surplus	11,719	11,400	11,702	11,353	11,364
Separate account assets / liabilities	60,541	65,903	58,636	70,442	63,283

Overview of Pacific Life Short Term Funding, LLC



Issuer

Pacific Life Short Term Funding, LLC,
a Delaware limited liability company



PLIC Short Term Ratings¹

- Moody's: P-1
- S&P: A-1+
- Fitch: F1+
- AM Best: AMB-1+



Funding Agreement Provider

Pacific Life, a Nebraska domiciled company



Program Size

\$5B



Type

Funding Agreement-Backed
Commercial Paper ("FA-Backed CP")



Dealers

- Citigroup Global Markets Inc
- Goldman Sachs & Co. LLC
- J.P. Morgan Securities LLC
- Wells Fargo Securities, LLC



Format

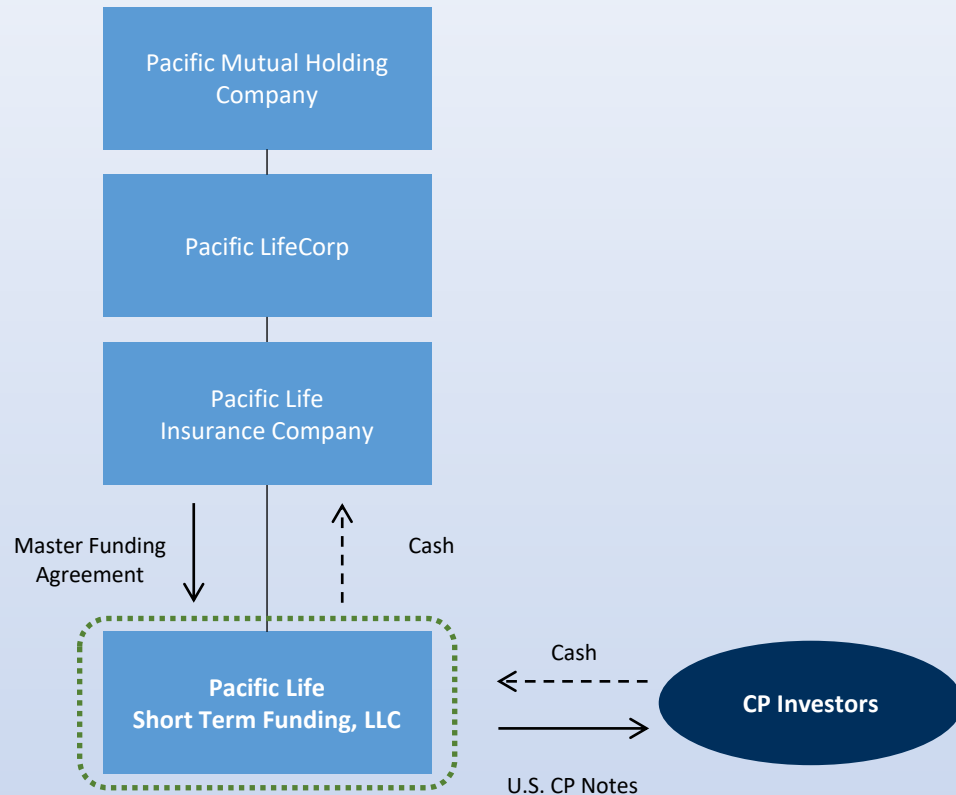
- Section 4(a)(2) / Rule 144A (Securities Act Exemption)
- Rule 3a-7 (Investment Company Act Exemption)



¹ Ratings as of May 19, 2023

FA-Backed Commercial Paper Structure Overview

Legal Entity Overview



FA-Backed Commercial Paper Mechanics

- Pacific Life Short Term Funding, LLC, is a special purpose vehicle (SPV) formed under the laws of the State of Delaware
- Pacific Life Insurance Company will issue a Master Funding Agreement (MFA) to Pacific Life Short Term Funding, LLC which will serve as the SPV's sole material asset
- Pacific Life Short Term Funding, LLC will issue match funded U.S. CP Notes with the use of proceeds to acquire deposits under the MFA with Pacific Life Insurance Company
- Under Nebraska statutes, the deposits under the MFA backing the U.S. CP notes will rank *pari passu* with policyholder claims of Pacific Life Insurance Company
- Pacific Life Short Term Funding, LLC's FA-Backed CP program ratings as of May 19, 2023 are:
 - Moody's: P-1
 - S&P: A-1+
 - Fitch: F1+

Contact Information

Joe Krum

Senior Vice President,
Global Institutional Investment Group

- Email: Joseph.Krum@pacificlife.com
- Phone: (949) 219-3077

Lance Doherty

Assistant Vice President,
Global Institutional Investment Group

- Email: Lance.Doherty@pacificlife.com
- Phone: (949) 219-3446